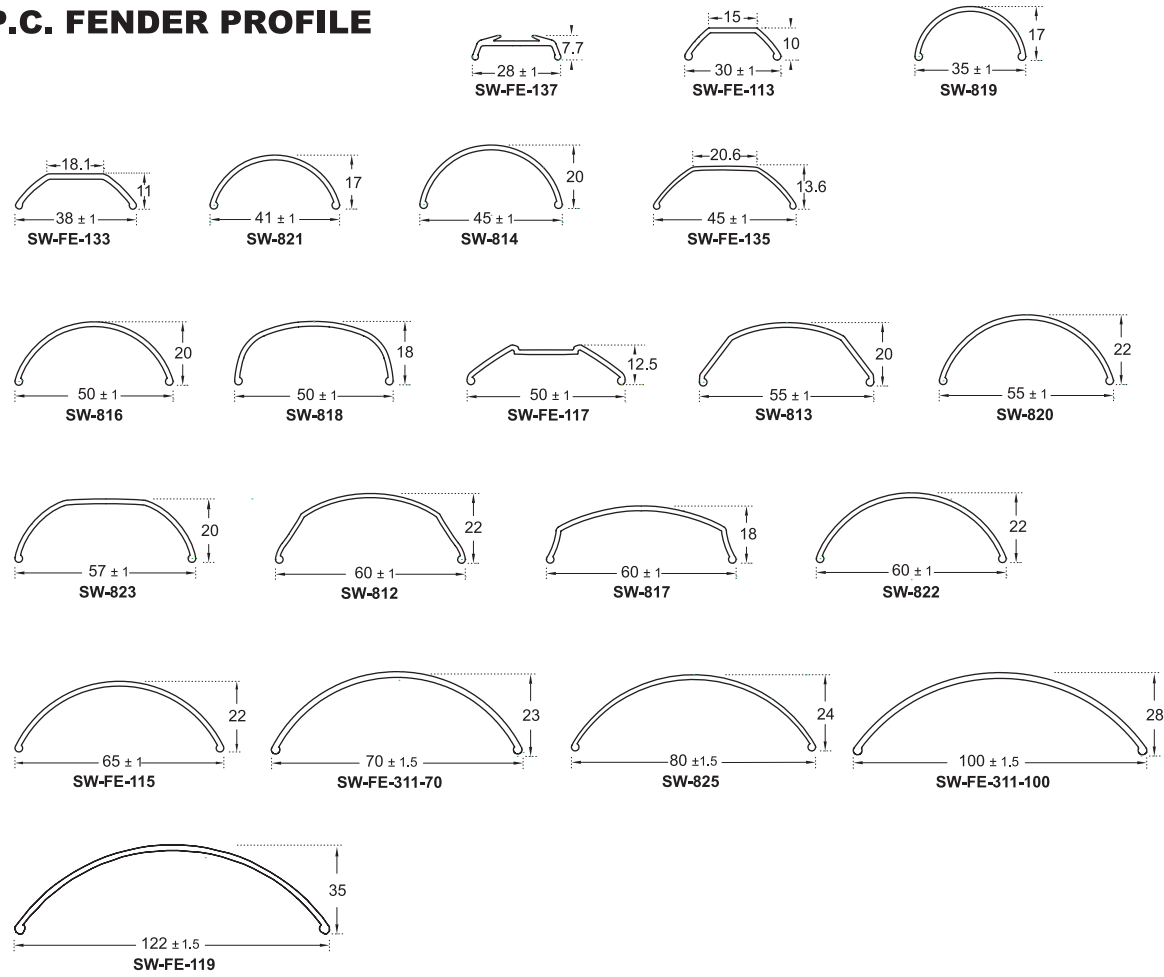
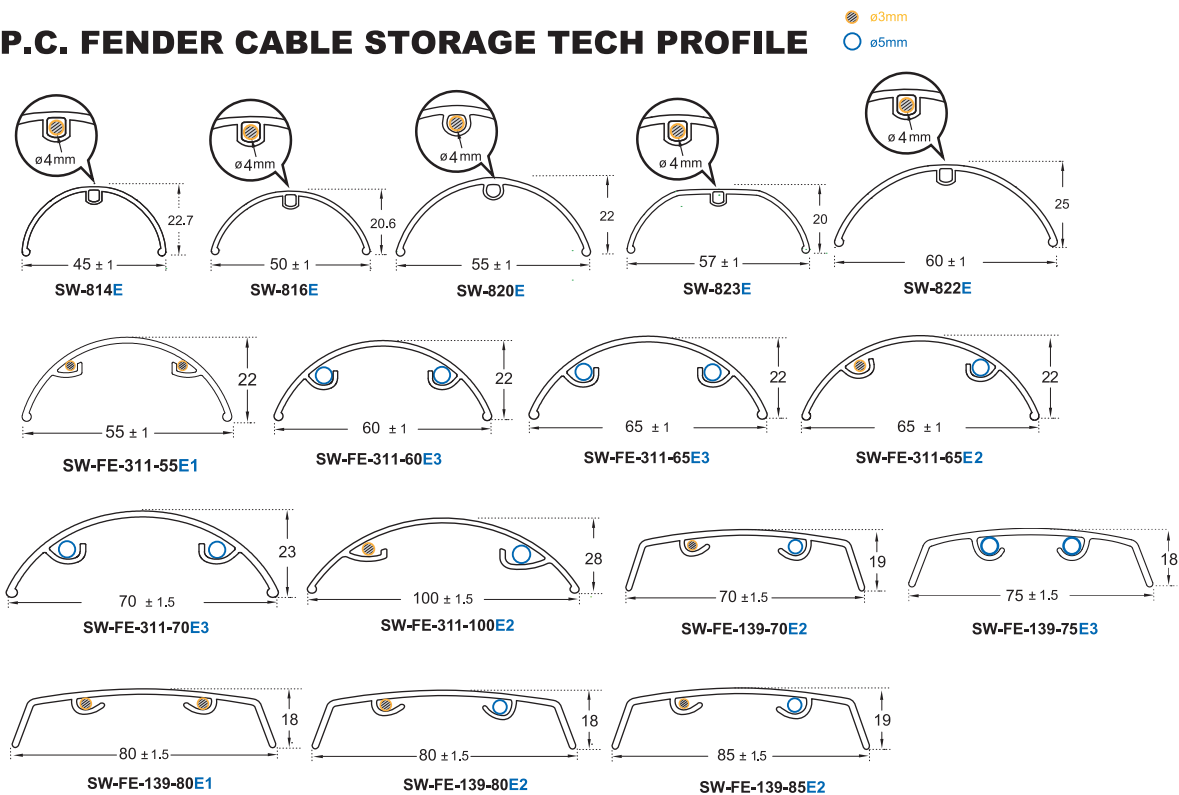


P.C. FENDER PROFILE



P.C. FENDER CABLE STORAGE TECH PROFILE




# Plastic Full-cover Fender

Use of Polycarbonate (P.C.) is one of Sunny Wheel's specialty in introducing the making of lightweight full cover fenders. The density of P.C. is around 1.2, with high transparency, glossy surface and flexibility. Good resistance not only in weathering but also impact. Stable quality with minimal shrinkage. Material with such characteristics makes our plastic full cover fender your top choice.



Weatherproof from -20°C up to 130°C



Impact Resistance (-20°C)





Lightweight



High Flexibility












## FENDER STAY SAFETY POP-OFF

	<p><b>FV-515 Patented</b>                  (For <math>\phi 3.2</math> / <math>\phi 4</math> mm FENDER-STAY)                  FENDER STAY SAFETY POP-OFF                  Material: PA6                  Applicable to MSA / MSB / MSI / MSV fender-stays to pop-off when jammed.</p>	<p>MSA                  MSB                  MSI                  MSV</p>	
---	--	---	---

## FENDER STAY MOUNTING (FIXED)

	<p><b>804N-02</b>                  UPPER-MOUNTED                  FENDER STAY                  Material: 303 Stainless</p>	
	<p><b>804E-1</b>                  UNDER-MOUNTED                  FENDER STAY                  Material: Zinc                  • <math>\phi 4</math>mm / <math>\phi 5</math>mm</p>	

## FENDER STAY / SEAT STAY HARDWARE

	<p><b>804H</b> • Fender stay: <math>\phi 3.9</math>mm                  • Material: Steel                  • Finishing: ED BK</p> <p><b>804H-1</b> • Fender stay: <math>\phi 5.0</math>mm                  • Material: Steel                  • Finishing: UCP</p>	<p>12mm</p> <p>20mm</p> <p>Prevent Rotation  <math>\phi 5</math>mm screw hole</p> <p><b>804J</b> • Fender stay: <math>\phi 4.0</math>mm  <b>804J-1</b> • Fender stay: <math>\phi 3.2</math>mm</p> <p><math>\phi 6</math>mm screw hole  <b>804J-2</b> • Fender stay: <math>\phi 5</math>mm</p>
	<p><b>804H-2</b></p> <ul style="list-style-type: none"> <li>Fender stay thickness <math>\phi 3.2</math>mm / <math>\phi 3.9</math>mm / <math>\phi 5</math>mm</li> <li>Easy installation</li> </ul> <p>804H-2A: <math>\phi 3.2</math>mm                  804H-2B: <math>\phi 3.9</math>mm                  804H-2C: <math>\phi 5</math>mm</p>	 <p>20mm</p> <p>FORK</p>
	<p><b>804H-3</b></p> <ul style="list-style-type: none"> <li>Fender stay thickness <math>\phi 3.2</math>mm / <math>\phi 3.9</math>mm / <math>\phi 5</math>mm / <math>\phi 6</math>mm stay eyelet</li> <li>Stay eyelet diameter <math>\phi 6</math>mm</li> </ul> <p>804H-3A: <math>\phi 3.2</math>mm                  804H-3B: <math>\phi 3.9</math>mm                  804H-3C: <math>\phi 5</math>mm                  804H-3D: <math>\phi 6</math>mm stay eyelet</p>	 <p>804H-3A / B / C</p> <p>804H-3D</p> <p>FORK</p>
	<p><b>804H-5</b></p> <ul style="list-style-type: none"> <li>Fender stay: <math>\phi 4.0</math>mm</li> <li>Material: POM</li> </ul> <p>804H-5A: <math>\phi 3.2</math>mm                  804H-5B: <math>\phi 3.9</math>mm                  804H-5C: <math>\phi 5</math>mm</p>	 <p>FENDER STAY</p>
	<p><b>804M SLIDE SHIM</b></p> <ul style="list-style-type: none"> <li>Slidable shim gives the possibility with 10mm length adjustment to fender stay.</li> </ul>	 <p><b>804M-1 SLIDE SHIM</b></p> <ul style="list-style-type: none"> <li>Can with no limited length adjustment to fender stay</li> <li>only fit <math>\phi 5</math>mm fender strut</li> </ul>

### FV-115 Patented

Material: (POM+PA6) / 304 Stainless

### POP-OFF SAFETY QR FASTENER

Fixed stay eyelet  
 Strut snap on system



## FENDER STAY SAFETY POP-OFF

STAY SAFETY	DESCRIPTION	FIT STAY	FUNCTION
 <p><b>FPOP</b></p>	<p><b>QR FASTENER (For <math>\phi 3.2</math> / <math>\phi 4</math> mm FENDER-STAY)</b>                  Material: POM                  Slide along fender for position adjust.                  Allows 20mm travel adjustment.</p>	<p>POI                  POV</p>	
 <p><b>POP OFF</b></p> <p><b>POP OFF 1</b></p>	<p><b>SAFETY QR FASTENER (For <math>\phi 3.2</math> / <math>\phi 4</math> mm FENDER-STAY)</b>                  Material: POM                  Safety design to detach in accident and prevent jamming the wheel.                  (QR) quick release, easy installation and allows 20mm stay length adjustment.</p> <p><b>SAFETY QR FASTENER (For <math>\phi 3.2</math> mm FENDER-STAY)</b>                  Material: POM                  Safety design to detach in accident and prevent jamming the wheel.                  (QR) quick release, easy installation and allows 20mm stay length adjustment.</p>	<p>POI                  POV</p>	 <p>Auto-detach When Jammed</p>
 <p><b>POP OFF 3</b></p>	<p><b>SAFETY QR FASTENER (For <math>\phi 3.2</math> / <math>\phi 4</math> mm FENDER-STAY)</b>                  Material: POM                  Safety design to detach in accident and prevent jamming the wheel.                  (QR) quick release, easy installation and allows 20mm stay length adjustment.</p>	<p>POI                  POV</p>	 <p>Auto-detach When Jammed</p>
 <p><b>POP OFF 5</b></p>	<p><b>SAFETY QR FASTENER (For <math>\phi 3.2</math> / <math>\phi 4</math> mm FENDER-STAY and SW-FE-119 / SW-FE-311-100 / EZ)</b>                  Material: POM                  Safety design to detach in accident and prevent jamming the wheel.                  (QR) quick release, easy installation and allows 20mm stay length adjustment.</p>	<p>POI                  POV</p>	 <p>Auto-detac When Jammed</p>
	<p><b>FV-517 Patented</b>                  (For <math>\phi 5</math> mm FENDER-STAY)                  Adjustable Fender Stay                  Material: PA6 / Aluminum                  Length: 120mm.                  Applicable to MSA/MSB fender-stays to adjust the length.</p> <p>e.g. 29" Bike MSA Fender Stay Length : 394mm.                  MSA Fender Stay can be adjusted to a length of 394 to 514 mm.</p> <p>Adjustable Stay Length</p> <p>Adjustable Stay Length</p>	<p>UPPER-MOUNTED                  FENDER STAY</p>	
	<p><b>FV-517-1</b>                  FENDER STAY SAFETY POP-OFF                  Material: PA6 / Aluminum                  Length: 120mm.                  Applicable to MSA/MSB fender-stays to adjust the length.</p>		


## FENDER FIXTURES

 <p><b>SW-800A ~ SW-800I</b> <b>REMOVABLE PLASTIC HANGER</b></p> <ul style="list-style-type: none"> <li>• Easy to install and good weathering resistant.</li> <li>• Material: POM</li> <li>• Colour: BK</li> </ul>	 <p><b>STAINLESS STEEL SELF-BEND HANGER</b></p> <ul style="list-style-type: none"> <li>• Material: Stainless Steel</li> <li>• Fit for Resin Fender Width: Short: 35mm ~ 50mm Long: 50mm ~ 80mm</li> </ul> 
 <p><b>SW-805B PRE-BENT CARRIER TYPE HANGER</b></p> <ul style="list-style-type: none"> <li>• Connects between carrier &amp; fender when fastener is not used.</li> <li>• Pre-bent to fit selected fender and cutout ready to fit reflector.</li> <li>• Material: Steel / Finishing: ED BK</li> <li>• Fit for Fender Width ≤ 59mm</li> </ul> 	 <p><b>SW-805E SELF-BEND CARRIER TYPE HANGER</b></p> <ul style="list-style-type: none"> <li>• Connects between carrier &amp; fender when fastener is not used.</li> <li>• Pre-bent to fit selected fender and cutout ready to fit reflector.</li> <li>• Material: Steel / Finishing: ED BK</li> <li>• Fit for Resin Fender Width: 50mm ~ 70mm</li> </ul> 
 <p><b>SCBM-1</b> <b>STANDARD FENDER-CHAINSTAY BRIDGE MOUNT</b> (For Fender Width within 55mm.)</p> <ul style="list-style-type: none"> <li>• Bolt fits between fender and chainstay bridge.</li> </ul>	 <p><b>SCBM-2</b> <b>STANDARD FENDER-CHAINSTAY BRIDGE MOUNT</b> (For Fender Width above 60mm.)</p> <ul style="list-style-type: none"> <li>• Bolt fits between fender and chainstay bridge.</li> </ul>
 <p><b>SW-804B</b> <b>QUICK CLIP FENDER-CHAINSTAY BRIDGE MOUNT</b></p> <ul style="list-style-type: none"> <li>• Material: Steel / Finishing: ED BK</li> <li>• For chain stay ≤ ø15mm</li> <li>• Clip-in between fender and chainstay bridge (no tool required)</li> </ul>	 <p><b>SW-804B-1</b> <b>QUICK CLIP FENDER-SEAT TUBE STAY BRIDGE MOUNT</b></p> <ul style="list-style-type: none"> <li>• Material: PA6 / Finishing: BLACK</li> <li>• Fit ø28.6 ~ ø31.8mm seat-tube.</li> </ul>
 <p><b>FE-113R</b> <b>QUICK MOUNT</b> (FOR SEAT TUBE BRIDGE)</p> <ul style="list-style-type: none"> <li>• Easy installation.</li> <li>• Elastic rubber strap.</li> </ul> 	 <p><b>SA1-01</b> <b>QUICK CLIP FENDER-SEAT</b> (FOR FRONT FORK HOLE)</p> <ul style="list-style-type: none"> <li>• Finishing: BLACK</li> <li>SW-FE-113 / SW-FE-133 / SW-FE-135</li> </ul> 
 <p><b>FE-113R1</b> <b>QUICK MOUNT</b> (FOR SEAT TUBE BRIDGE)</p> <ul style="list-style-type: none"> <li>• Easy installation.</li> <li>• Elastic rubber strap.</li> </ul> 	 <p><b>SW-802A</b> <b>HANGER-BRIDGE WASHER</b></p> <ul style="list-style-type: none"> <li>• Material: PP</li> <li>R7mm recessed to fit bridge tube.</li> </ul> 
 <p><b>SW-802B</b> <b>HANGER-FORK WASHER</b></p> <ul style="list-style-type: none"> <li>• Material: PP</li> <li>R14.5mm recessed to fit fork sleeve tube.</li> </ul> 	 <p><b>SW-804F BEVELED CUSHION</b></p> <ul style="list-style-type: none"> <li>• Material: TPR</li> <li>• For clearance 2mm~ 5mm.</li> <li>• Fix between fender and carrier for noise reduction purpose.</li> </ul> <p><b>SW-804F01 PAD</b></p> <ul style="list-style-type: none"> <li>• Material: PP</li> <li>• Adapt with SW-804F ,for clearance ≥ 5mm.</li> </ul> 


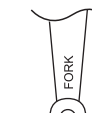
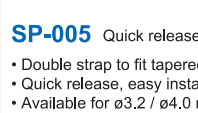
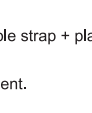




## FENDER TAILS

FIX & MATERIAL	FENDER TAIL	MODEL	FIT FENDER
RIVET FIX (T.P.R.)		SW-803C-35	SW-819
		SW-803C-40	SW-821
		SW-803C-45	SW-FE-111 SW-814
		SW-803C-50	SW-816
		SW-803C-60	SW-812 SW-822 SW-823
		SW-803C-70	SW-FE-311-70
		SW-803C-80	SW-825
		SW-803C-122	SW-FE-119
		SW-803 J	SW-821
		SW-803 K	SW-814 SW-FE-111
		SW-803 L	SW-816 SW-818
		SW-803 M	SW-813 SW-820 SW-823 SW-FE-311-55E1 SW-812 SW-FE-311-60E3 SW-817
CLIP FIX (T.P.R.+PP)		SW-803 N	SW-822 SW-FE-115
		SW-803 O	SW-819 SW-824
		SW-803 D	SW-814 SW-816 SW-FE-111
		SW-803 H	SW-819 SW-824 SW-821
		SW-803 P	SW-813








  

FIX & MATERIAL	FENDER TAIL	MODEL	FIT FENDER
		SW-803P-70E	SW-FE-139-70E2
		SW-803P-80E	SW-FE-139-80E1
RIVET FIX (T.P.R.)		SW-803N-70	SW-FE-311-70 SW-FE-311-65E3 SW-FE-311-70E3
CLIP FIX (T.P.R.+PP)		SW-803 Q	SW-814 SW-816 SW-818
		SW-803 U	SW-819
		SW-803 R	SW-FE-311-55E1 SW-820 SW-FE-311-60E3
		SW-803 V	SW-822 SW-FE-115
		SW-803 S	SW-812 SW-823
		SW-803 S-30	SW-FE-113
		SW-803 S-38	SW-FE-133
		SW-803 S-45	SW-FE-135
		SW-803V-65E	SW-FE-311-65E3
		SW-803V-70E	SW-FE-311-70 SW-FE-311-70E3

## FENDER STAY / SEAT STAY HARDWARE

 <p><b>SP-005</b> Quick release stay bracket (double strap + plastic screw fix + clip fix)</p> <ul style="list-style-type: none"> <li>• Double strap to fit tapered suspension fork.</li> <li>• Quick release, easy installation and adjustment.</li> <li>• Available for ø3.2 / ø4.0 mm stay.</li> </ul> 	 <p><b>SP-009 (Front Fork Clamp)</b></p> <p>SP-009-01: ø39mm SP-009-04: ø43mm          SP-009-02: ø41mm SP-009-05: ø44mm          SP-009-03: ø42mm SP-009-06: ø45mm</p> <ul style="list-style-type: none"> <li>• Suitable for straight suspension fork.</li> </ul> 
 <p><b>SP-011</b> One-piece-made Quick release stay bracket</p> <ul style="list-style-type: none"> <li>• Easy installation with elastic rubber strap.</li> <li>• Double strap to fit tapered / straight fork.</li> </ul> 	 <p><b>SP-013</b> Quick release stay bracket.(plastic screw fix)</p> <ul style="list-style-type: none"> <li>• Quick release, easy installation and adjustment.</li> <li>• SP-013-01: Available ø12.7~25.4mm</li> <li>• SP-013-02: Available ø19~65mm</li> <li>• Fender stay eyelet / FV-517 / FV-515</li> </ul> 

## FENDER STAY / DROPOUT HARDWARE

 <p><b>TYPE 1</b> <b>FIX-LENGTH STAY WITH 1/4" END</b></p> <ul style="list-style-type: none"> <li>• Fixes on dropout or fork end eyelets.</li> <li>• Length customizable.</li> <li>• ø5 / ø6mm</li> </ul>	 <p><b>TYPE 2</b> <b>FIX-LENGTH STAY WITH 5/16" END</b></p> <ul style="list-style-type: none"> <li>• Fixes on front or rear hub axle.</li> <li>• Length customizable.</li> <li>• ø8mm</li> </ul>
 <p><b>TYPE 3</b> <b>FIX-LENGTH STAY WITH 3/8" END</b></p> <ul style="list-style-type: none"> <li>• Fixes on front or rear hub axle.</li> <li>• Length customizable.</li> <li>• ø10mm</li> </ul>	 <p><b>TYPE 4</b> <b>MICRO-ADJUSTABLE STAY WITH U-SHAPE 1/4" END</b></p> <ul style="list-style-type: none"> <li>• Fixes on dropout or fork end eyelets with M5/M6 screw.</li> <li>• Length customizable.</li> <li>• ø5mm</li> </ul>
 <p><b>TYPE 5</b> <b>MICRO ADJUSTABLE</b></p> <ul style="list-style-type: none"> <li>• Material: 304 Stainless Steel</li> <li>• Stay length adjustable by fix SW-804 clips to dropout or fork end eyelets.</li> </ul>	
 <p><b>PATTERN STAMPING</b></p> <ul style="list-style-type: none"> <li>• Prevent rotation</li> </ul>	 <p><b>CUSTOM ANGLE BENDING</b></p>

# FENDER COLOR CHART

- Fender color and foil application customizable.
- Fender length customizable.

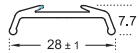
			
<b>RF-Z01</b> Solid Black	<b>RF-D01</b> Dim Black	<b>RF-F01</b> Flat Black	<b>RF-C01</b> Coated Matt Black
			
<b>RF-M01</b> Metallic Black	<b>RF-T01</b> Black Transparent	<b>RF-R01</b> Reflective Strap-Lateral edge	<b>RF-R02</b> Reflective Strap-Centre
			
<b>RF-L01</b> Black + 2 Clear Lines	<b>RF-L02</b> White + 2 Black Lines	<b>RF-A01</b> Clear Transparent + Matte Aluminium Foil	<b>RF-A02</b> Clear Transparent + Shiny Aluminium Foil
			
<b>RF-A03</b> Clear Transparent / Matte Aluminium Foil + 2 Clear Lines	<b>RF-A04</b> Black Transparent / Matte Aluminium Foil + 4 Clear Lines	<b>RF-A05</b> Matte Aluminium Foil + 2 Clear Lines + Centre Shiny Aluminium Foil	<b>RF-L03</b> Colour-Side line
			
<b>RF-E01</b> Centre Etching	<b>RF-E02</b> Etching+ Matte Aluminium Foil	<b>RF-E03</b> Etching+ 2 Clear Lines	<b>RF-RC-01</b> Post-Consumer Recycled Material ECO Friendly Solid Black exclusive

# CABLE STORAGE TECH

<b>SW-801E</b> SINGLE Cable Tunnel • Fit Cable within ø3.5mm • cable length:150cm • Slide-in 	<b>SW-801E1</b> <b>Patented</b> Cable Tunnel (Fit Cable within ø3mm) 	<b>SW-801E2</b> <b>Patented</b> Cable Tunnel (Fit Cable within ø3mm & ø5mm) 	<b>SW-801E3</b> <b>Patented</b> Cable Tunnel (Fit Cable within ø5mm) 
<b>SW-801E4</b> <b>Patented</b> Cable Tunnel (Fit Cable within ø3.8mm) 	<b>SW-809-01</b> <b>Patented</b> Cable Tunnel Tool • Fit Cable within ø5mm • Single or double cables. 	<b>SW-808</b> Fit Cable within ø25mm 	
<b>SW-807B</b> <b>Patented</b> Cable Tunnel Tool • Slide-able and easy Snap-in • Fit Cable within ø10mm • Stable • Single or multiple cables. 	<b>SW-807B-1 SW-807B-3</b> <b>Patented</b> Cable Tunnel Tool • Slide-able and easy Snap-in • Fit Cable within ø10mm • Can be assembled on both side • Only for SW-801E3 		
<b>SW-804E</b> Washer • Material: Stainless • Finish: ED black • For M5 screw 	<b>SW-801B</b> Cable Buttons (Button distance:105mm) • Fit Cable within ø2mm 	<b>SW-801C</b> Cable Tunnel • Fit Cable within ø4.5mm • Fit ø3.9mm fender stay 	
<b>SW-NP-111</b> License Plate Holder • Material:PA6+30%GF • Tire fit:26"-28". • P.C & ALU. full-cover applicable. 	<b>SW-FC-111F</b> • Compatible with LITEMOVE AE-200 Speed Pedelec • For Fender width 45mm-80mm / 700C~29" bike 	<b>SW-FC-111R</b> • Compatible with LITEMOVE TS-FD • For Fender width 45mm-80mm / 700C~29" bike 	

# SW-FE-137

- Material: PC
- Designed for Road-bike.



Sleek Look on Roadbike



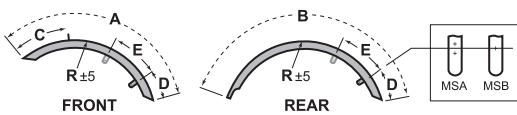
Sleek Look on Roadbike



Smart Fixture for Roadbike



Slide-in Fender Stay



MODEL	SIZE	WIDTH	R	A	B	C	D	E	HANGER	TIRE SIZE
FE-137	650B 700C	28mm	370	640	1125				FE-13703	20C ~ 23C

### FENDER-STAY

FE-13703 | MSI | MSV

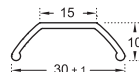
### STAY-DROPOUT

TYPE 1 ~ 5



# SW-FE-113

- Material: PC
- Designed for Road-bike.



Sleek Look Roadbike



Sleek Look Roadbike



Quick-release Fender Stay (SP-011)



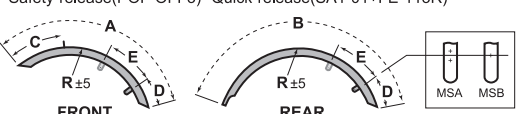
Smart Fixture for Roadbike



Safety-release(POP OFF3)



Quick-release(SA1-01+FE-113R)



MODEL	SIZE	WIDTH	R	A	B	C	D	E	HANGER	TIRE SIZE
FE-113	650B 700C	30mm	370	640	1125	190			SW-800P-A	20C ~ 25C

### FENDER TAIL

SW-803S-30

### FENDER FIXTURES

SW-815 | L-Hanger

### FENDER-STAY

POI | POV

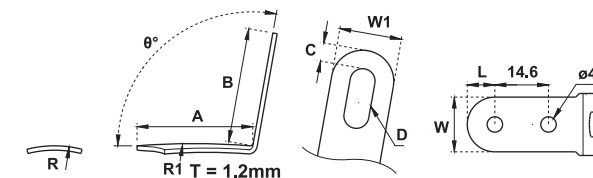
### STAY-DROPOUT

TYPE 1 ~ 5



# L-HANGER CHART(Curved Design)

• Material: 304 Stainless Steel

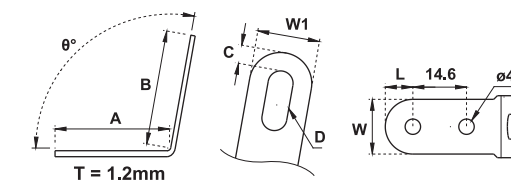


\* Standard: SW-8001 for Front Fender / SW-8002 for Rear Fender.

HANGER	θ°	A	B	C	D	L	W	W1	R	R1
*8001	100°	31.5	31.4	5.1	6.8 x 21.5	7.5	15	17	12.9	156.8
*8002	100°	31.3	24.4	4.6	6.8 x 16	7.5	14	16	12.9	156.8
8003	104°	28.5	26	3.3	6.5 x 13	4.5	13	13	12.9	156.8
8004	100°	31.5	25.9	4	6.5 x 15	7.5	15	17	12.9	
8005	100°	31.5	53.8	5	7.5 x 22.5	7.5	15	17.5	30	
8005-2	100°	31.5	53.8	5	9.5 x 22.5	7.5	15	17.5	30	
8006	100°	31.5	38.8	5	7.5 x 22.5	7.5	15	17.5	12.9	156.8
8006-1	100°	31.5	38.8	5	6.8 x 20	7.5	15	17.5	12.9	156.8
8006-4	100°	31.5	38.8	5	5.2 x 22.5	7.5	15	17.5	12.9	156.8
8007	100°	31.3	30.6	5.1	6.8 x 16.5	7.2	12.7	17	12.9	156.8
8007-1	106°	31.3	30.6	5.1	6.8 x 16.5	7.2	12.7	17	12.9	156.8
8008	86°	31.5	31.4	5.1	6.8 x 21.5	7.5	15	17	12.9	156.8
8009	84°	31.5	25.9	4	6.5 x 15	7.5	15	17	12.9	156.8
8010	104°	31.5	31.4	5.1	6.8 x 21.5	7.5	15	17	12.9	156.8
8011	106°	31.5	31.4	5.1	6.8 x 21.5	7.5	15	17	12.9	156.8
8012	110°	31.5	31.4	5.1	6.8 x 21.5	7.5	15	17	12.9	156.8
8014	104°	28.5	31.4	3.3	6.5 x 16.5	4.5	13	13	13	
8015	106°	31	37.5	5	7.5 x 23	7.5	15	17.5	12.9	156.8
8017	92°	31.3	24.4	4.6	6.8 x 16	7.5	14	16	12.9	320
8018	92°	31.5	31.4	5.1	6.8 x 21.5	7.5	15	17	12.9	156.8
8019	84°	31.5	36	5	6.8 x 26	7.5	15	17.5	12.9	156.8
8019-1	100°	31.5	36	5	6.8 x 26	7.5	15	17.5	12.9	156.8
8022	90°	31.6	31.4	5	6.8 x 24.5	7.5	14.5	17	17	371.27 *only for FE-131
8023	90°	29.5	26	4.3	6.8 x 18	4.5	18	18		185 *only UPPER
8024	90°	29.5	19.3	4.3	6.8 x 11	4.5	18	18		185 *only UPPER

# L-HANGER CHART(Flat Design)

• Material: 304 Stainless Steel

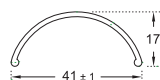


\* Standard: SW-815 for Front Fender / SW-8002-1 for Rear Fender.

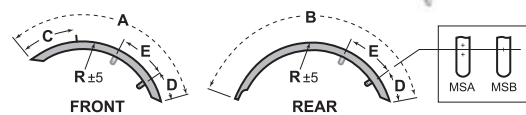
HANGER	θ°	A	B	C	D	L	W	W1	R	R1
8002-1	100°	31.3	24.4	4.6	6.8 x 16	7.5	14	16		
8005-1	120°	31.5	53.8	5	7.5 x 22.5	7.5	15	17.5		
8006-2	77°	31.5	38.8	5	7.5 x 22.5	7.5	15	17.5		
8006-3	85°	31.5	38.8	5	7.5 x 22.5	7.5	15	17.5		
8020	90°	31.4	27	5.1	6.5 x 17	7.5	15	17		156.8
815	100°	31.5	32	5.1	6.8 x 15.5	7.5	15	17		
815-1	100°	38.9	24	5.1	6.8 x 15.5	7.5	15	17		
8021	92°	31.5	24	4.6	6.8 x 16	7.5	14	16		

# SW-821

- Material: PC
- Various color choices.



- FENDER TAIL**  
SW-803J | SW-803I | SW-803H  
SW-803C-40
- FENDER FIXTURES**  
SW-800E | SW-804B | SW-801B  
SW-801C | L-Hanger | SCBM-1
- FENDER-STAY**  
MSA | MSB | MSI | MSV  
POI | POV
- STAY-DROPOUT**  
TYPE 1 ~ 5



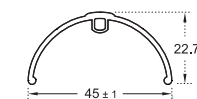
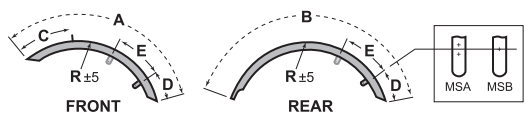
MODEL	SIZE	WIDTH	R	A	B	C	D	E	HANGER	TIRE SIZE
SW-821	20"	41mm	275	490	855	145	70	170	SW-800E	1" ~1.375" or 25C ~35C
	650B 700C		370	640	1125	190		240		

# SW-814

- Material: PC
- Various color choices.



- FENDER TAIL**  
SW-803C | SW-803D | SW-803K  
SW-803Q | SW-803C-45
- FENDER FIXTURES**  
SW-800A | SW-804B | SW-805E  
SW-801B | SW-801C | L-Hanger  
SW-800J | SCBM-1
- FENDER-STAY**  
MSA | MSB | MSI | MSV  
POI | POV
- STAY-DROPOUT**  
TYPE 1 ~ 5



**SW-814E**  
\*Only for 650B 700C and 28"



Holds up to 2 Cables

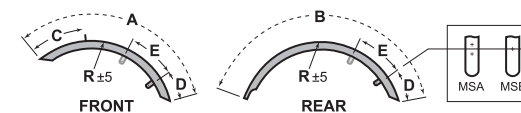
MODEL	SIZE	WIDTH	R	A	B	C	D	E	HANGER	TIRE SIZE
SW-814	20"	45mm	275	490	855	145	70	170	SW-800A SW-800J SW-800X	1.1" ~ 1.5" or 28C ~ 38C
	24"		325	575	1010	170		205		
	26"		350	620	1085	185		220		
	650B 700C		370	640	1125	190		240		
	27.5"		375							
	28"		380							

# SW-819

- Material: PC
- Various color choices.



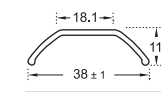
- FENDER TAIL**  
SW-803H | SW-803I | SW-803O  
SW-803U | SW-803C-35
- FENDER FIXTURES**  
SW-800E | SW-804B | SW-801B  
SW-801C | L-Hanger | SCBM-1  
SW-800U
- FENDER-STAY**  
MSA | MSB | MSI | MSV  
POI | POV
- STAY-DROPOUT**  
TYPE 1 ~ 5



MODEL	SIZE	WIDTH	R	A	B	C	D	E	HANGER	TIRE SIZE
SW-819	20"	35mm	275	490	855	145	70	170	SW-800E SW-800U	1" ~1.125" or 20C ~ 28C
	650B 700C		370	640	1125	190		240		

# SW-FE-133

- Material: PC
- Designed for Road-bike.



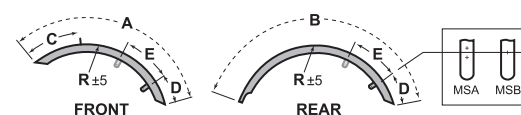
Safety-release(POP OFF3)



Quick-release(SA1-01+FE-113R)



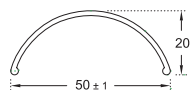
- FENDER TAIL**  
SW-803S-38
- FENDER FIXTURES**  
SW-815 | L-Hanger
- FENDER-STAY**  
MSI | MSV | POI | POV
- STAY-DROPOUT**  
TYPE 1 ~ 5



MODEL	SIZE	WIDTH	R	A	B	C	D	E	HANGER	TIRE SIZE
FE-133	650B 700C	38mm	370	640	1125	190	70	240	SW-800P-C	1" ~ 1.25" or 22C ~ 32C

# SW-816

- Material: PC
- Various color choices.



### FENDER TAIL

SW-803F | SW-803D | SW-803L  
SW-803Q | SW-803C-50

### FENDER FIXTURES

SW-800D | SW-804B | SW-805E  
SW-805B | SW-801B | SW-801C  
SW-800K | L-Hanger | SCBM-1

### FENDER-STAY

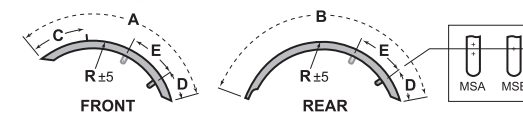
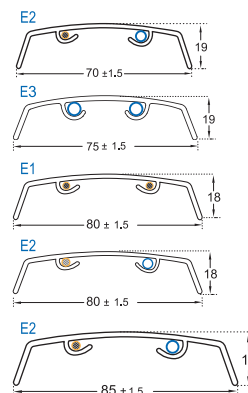
MSA | MSB | MSI | MSV  
POI | POV

### STAY-DROPOUT

TYPE 1 ~ 5

# SW-FE-139 E1/E2/E3

- Material: PC
- Various color choices.



### FENDER FIXTURES

SW-800Y1 | L-Hanger  
SCBM-2

### FENDER-STAY

MSA | MSB | MSI | MSV  
FV Series

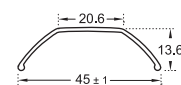
### STAY-DROPOUT

TYPE 1 ~ 5

MODEL	SIZE	WIDTH	R	A	B	C	D	E	HANGER	TIRE SIZE
FE-139-80E1	28"	80	380	640	1125	190	70	240	SW-800Y1	2.5" ~ 2.7"
	29"		395	670	1175	195		255		
FE-139-80E2	29"	80	395	670	1175	195	70	255	SW-800Y1	2.5" ~ 2.7"
FE-139-70E2	650B 700C	70	370	640	1125	190	70	240	SW-800V1	2.1" ~ 2.5"
	27.5"		375					240		
FE-139-75E3	20"	70	275	490	855	145	70	170	N/A	2.35" ~ 2.7"
	26"		350	620	1085	185		220		
FE-139-85E2	650B 700C	85	370	640	1125	190	70	240	N/A	2.7" ~ 3.3"
	27.5"		375					240		

# SW-FE-135

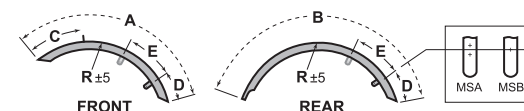
- Material: PC
- Designed for Road-bike.



Safety-release(POP OFF3)



Quick-release(SA1-01+FE-113R)



### FENDER TAIL

SW-803S-45

### FENDER FIXTURES

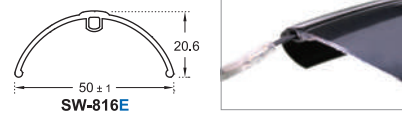
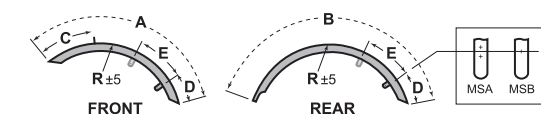
SW-815 | L-Hanger

### FENDER-STAY

MSI | MSV | POI | POV  
MSA | MSB

### STAY-DROPOUT

TYPE 1 ~ 5



\*Only for 22" 24" 26" 650B and 700C.

Holds up to 2 Cables

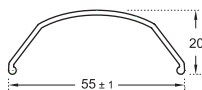
MODEL	SIZE	WIDTH	R	A	B	C	D	E	HANGER	TIRE SIZE
SW-816	12"	50mm	175	305	510	110	70	100	SW-800D SW-800K	1.35" ~ 1.625" or 35C ~ 40C
	14"		200	350	590	130		115		
	16"		225	410	620	145		135		
	18"		250	435	740	150		150		
	20"		275	490	855	170		170		
	22"		310	525	890	155		195		
	24"		325	575	1010	170		205		
	26"		350	620	1085	185		220		
	650B 700C		370	640	1125	190		240		
	27.5"		375							
	28"		380							

MODEL	SIZE	WIDTH	R	A	B	C	D	E	HANGER	TIRE SIZE
FE-135	650B 700C	45mm	370	640	1125	190	70	240	SW-800E	1.1" ~ 1.5" or 28C ~ 38C



# SW-813

- Material: PC
- Various color choices.



### FENDER TAIL

SW-803F | SW-803M | SW-803P  
SW-803S

### FENDER FIXTURES

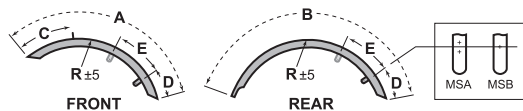
SW-800D | SW-804B | SW-805E  
SW-801B | SW-801C | L-Hanger  
SCBM-1

### FENDER-STAY

MSA | MSB | MSI | MSV  
POI | POV

### STAY-DROPOUT

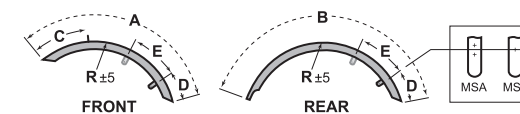
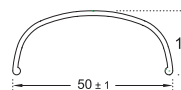
TYPE 1 ~ 5



MODEL	SIZE	WIDTH	R	A	B	C	D	E	HANGER	TIRE SIZE
SW-813	16"	55mm	225	410	620	145	70	135	SW-800D	1.5"~1.9" or 38C ~ 45C
	18"		250	435	740			150		
	20"		275	490	855			170		

# SW-818

- Material: PC
- Various color choices.



MODEL	SIZE	WIDTH	R	A	B	C	D	E	HANGER	TIRE SIZE
SW-818	26"	50mm	350	620	1085	185	70	220	SW-800D	1.35" ~1.625" or 35C ~ 40C
	650B 700C		375	640	1125	190		240		

### FENDER TAIL

SW-803F | SW-803L | SW-803Q

### FENDER FIXTURES

SW-800D | SW-804B | SW-805E  
SW-801B | SW-801C | L-Hanger  
SCBM-1

### FENDER-STAY

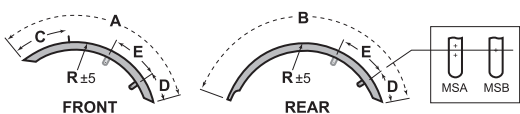
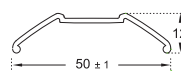
MSA | MSB | MSI | MSV  
POI | POV

### STAY-DROPOUT

TYPE 1 ~ 5

# SW-FE-117

- Material: PC
- Various color choices.



MODEL	SIZE	WIDTH	R	A	B	C	D	E	HANGER	TIRE SIZE
SW-FE-117	650B 700C	50mm	370	640	1125	190	70	240	SW-800S-B	1.35" ~1.625" or 35C ~ 40C

### FENDER FIXTURES

SW-800S-B | L-Hanger  
SCBM-1

### FENDER-STAY

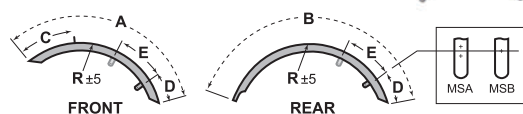
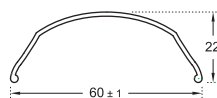
MSA | MSB | MSI | MSV  
POI | POV

### STAY-DROPOUT

TYPE 1 ~ 5

# SW-812

- Material: PC
- Various color choices.



MODEL	SIZE	WIDTH	R	A	B	C	D	E	HANGER	TIRE SIZE
SW-812	20"	60mm	275	490	855	145	70	170	SW-800B	1.75" ~ 2.125" or 45C
	24"		325	575	1010	170		205		
	26"		350	620	1085	185		220		

### FENDER TAIL

SW-803E | SW-803N | SW-803S  
SW-803C-60

### FENDER FIXTURES

SW-800B | SW-804B | SW-805E  
SW-805B | SW-801B | SW-801C  
L-Hanger | SCBM-2

### FENDER-STAY

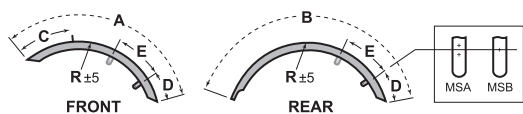
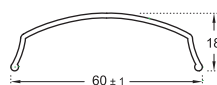
MSA | MSB | MSI | MSV  
POI | POV

### STAY-DROPOUT

TYPE 1 ~ 5

# SW-817

- Material: PC
- Various color choices.



MODEL	SIZE	WIDTH	R	A	B	C	D	E	HANGER	TIRE SIZE
SW-817	24"	60mm	325	575	1010	170	70	205	SW-800C	1.75" ~ 2.125" or 45C
	26"		350	620	1085	185		220		
	27.5"		375	640	1125	190		240		
	29"		395	670	1175	195		255		

### FENDER TAIL

SW-803G | SW-803N  
SW-803C-60

### FENDER FIXTURES

SW-800C | SW-804B | SW-805E  
SW-801B | SW-801C | L-Hanger  
SCBM-1 | SCBM-2

### FENDER-STAY

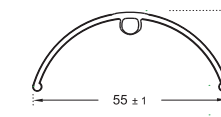
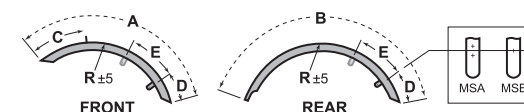
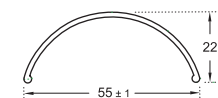
MSA | MSB | MSI | MSV  
POI | POV

### STAY-DROPOUT

TYPE 1 ~ 5

# SW-820

- Material: PC
- Various color choices.



SW-820E  
\*Only for 26" 700C

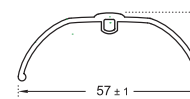
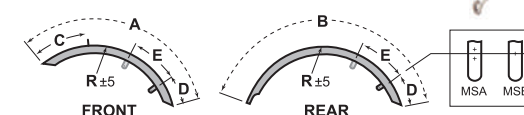


Holds up to 2 Cables

MODEL	SIZE	WIDTH	R	A	B	C	D	E	HANGER	TIRE SIZE
SW-820	20"	55mm	275	490	855	145	70	170	SW-800I	1.5"~1.9" or 38C ~ 45C
	24"		325	575	1010	170		205		
	26"		350	620	1085	185		220		
	650B 700C		370	640	1125	190		240		
SW-820E	26"	55mm	350	620	1085	185	70	220	SW-800H	1.5"~1.9" or 38C ~ 45C
	700C		370	640	1125	190		240		
	29"		395	670	1175	195		255		

# SW-823

- Material: PC
- Various color choices.



SW-823E  
\*Only for 650B and 700C



Holds up to 2 Cables

MODEL	SIZE	WIDTH	R	A	B	C	D	E	HANGER	TIRE SIZE
SW-823	650B 700C	57mm	370	640	1125	190	70	240	SW-800I	1.6" ~ 2" or 40C-45C

### FENDER TAIL

SW-803M | SW-803S  
SW-803C-60

### FENDER FIXTURES

SW-805E | SW-805B | SW-804B  
SW-801B | SW-801C | L-Hanger  
SCBM-2

### FENDER-STAY

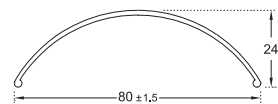
MSA | MSB | MSI | MSV  
POI | POV

### STAY-DROPOUT

TYPE 1 ~ 5

# SW-825

- Material: PC
- Designed for Cruiser Bike.
- Various color choices.



### FENDER FIXTURES

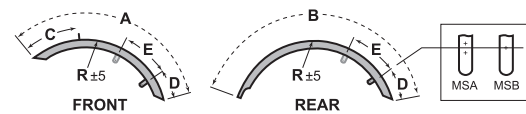
L-Hanger | SCBM-2  
SW-803C-80

### FENDER-STAY

MSA | MSB | MSI | MSV  
POI | POV | POP OFF 5

### STAY-DROPOUT

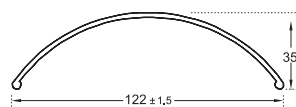
TYPE 1 ~ 5



MODEL	SIZE	WIDTH	R	A	B	C	D	E	HANGER	TIRE SIZE
SW-825	20"	80mm	275	490	855	145	70	170	SW-800Y	2.5" ~ 2.7"
	24"		325	575	1010	170		205		
	26"		350	620	1085	185		220		
	27.5"		375	640	1125	190		240		
	29"		395	670	1175	195		255		

# SW-FE-119

- Material: PC
- Designed for Snow-bike / Fat bike.
- Optional Safety QR fastener
- Only with POP OFF5



### FENDER-STAY

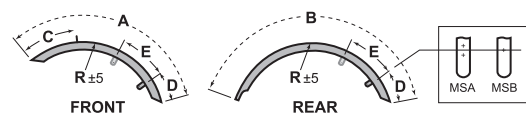
MSA | MSB | MSI | MSV  
POI | POV | POP OFF 5

### STAY-DROPOUT

TYPE 1 ~ 5

### FENDER TAIL

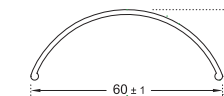
SW-803C-122



MODEL	SIZE	WIDTH	R	A	B	C	D	E	HANGER	TIRE SIZE
FE-119	20"	122mm	310	525	890	155	70	170	SW-800Z	4.0" ~ 4.5"
	26"		395	670	1175	195		220		

# SW-822

- Material: PC
- Various color choices.



### FENDER TAIL

SW-803G | SW-803V | SW-803N  
SW-803C-60

### FENDER FIXTURES

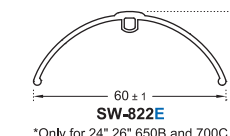
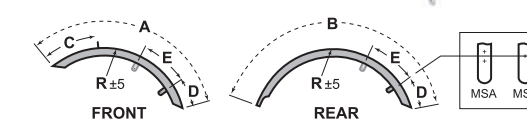
SW-800H | SW-805E | SW804B  
SW-801B | SW-801C | L-Hanger  
SCBM-2

### FENDER-STAY

MSA | MSB | MSI | MSV  
POI | POV

### STAY-DROPOUT

TYPE 1 ~ 5



\*Only for 24" 26" 650B and 700C

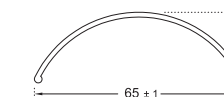


Holds up to 2 Cables

MODEL	SIZE	WIDTH	R	A	B	C	D	E	HANGER	TIRE SIZE	
SW-822	18"	60mm	250	435	740	145	70	150	SW-800H	1.75" ~ 2.125" or 45C	
	20"		275	490	855			170			
	24"		325	575	1010			205			
	26"		350	620	1085			185			220
	650B 700C		370	640	1125			190			240
	29"		395	670	1175			195			255

# SW-FE-115

- Material: PC
- Various color choices.



### FENDER TAIL

SW-803N | SW-803V  
SW-803C-60

### FENDER FIXTURES

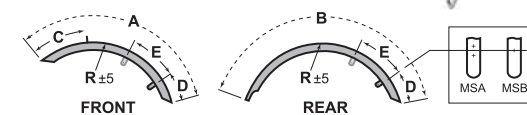
SW-800V | L-Hanger  
SCBM-2

### FENDER-STAY

MSA | MSB | MSI | MSV  
POI | POV

### STAY-DROPOUT

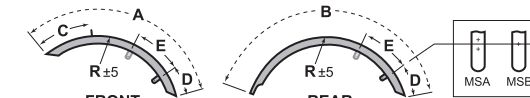
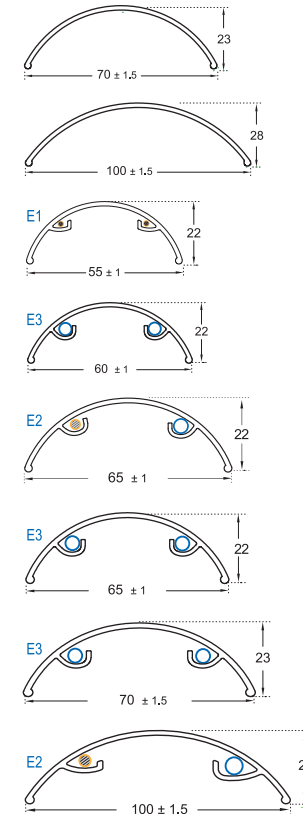
TYPE 1 ~ 5



MODEL	SIZE	WIDTH	R	A	B	C	D	E	HANGER	TIRE SIZE	
FE-115	12"	65mm	175	305	510	110	70	100	SW-800V	1.9" ~ 2.2"	
	16"		225	410	620			135			
	20"		275	490	855			170			
	26"		350	620	1085			185			220
	27.5"		375	640	1125			190			240
	29"		395	670	1175			195			255

# SW-FE-311 E1/E2/E3

- Material: PC
- Various color choices.



**SW-FE-311**  
**FENDER FIXTURES**  
 SW-8001 | SW-800C | L-Hanger  
**FENDER-STAY**  
 MSA | MSB | MSI | MSV  
 POI | POV  
**STAY-DROPOUT**  
 TYPE 1-5

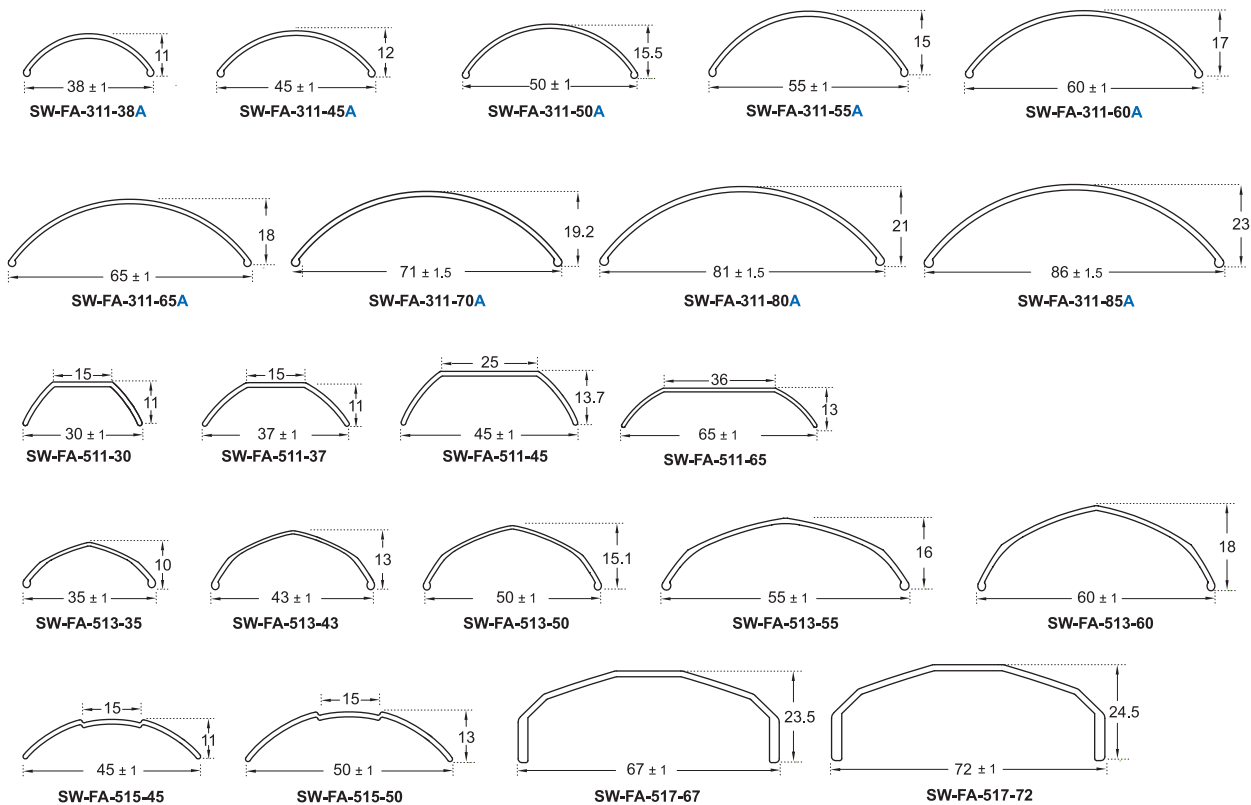
**SW-FE-311 E1/E2/E3**  
**FENDER FIXTURES**  
 All Series  
**FENDER-STAY**  
 MSA | MSB | MSI | MSV  
 POI | POV | FV Series  
**STAY-DROPOUT**  
 TYPE 1-5



Cable Tunnel  
 (Fit Cable within ø3mm)  
 (cable length:150cm)

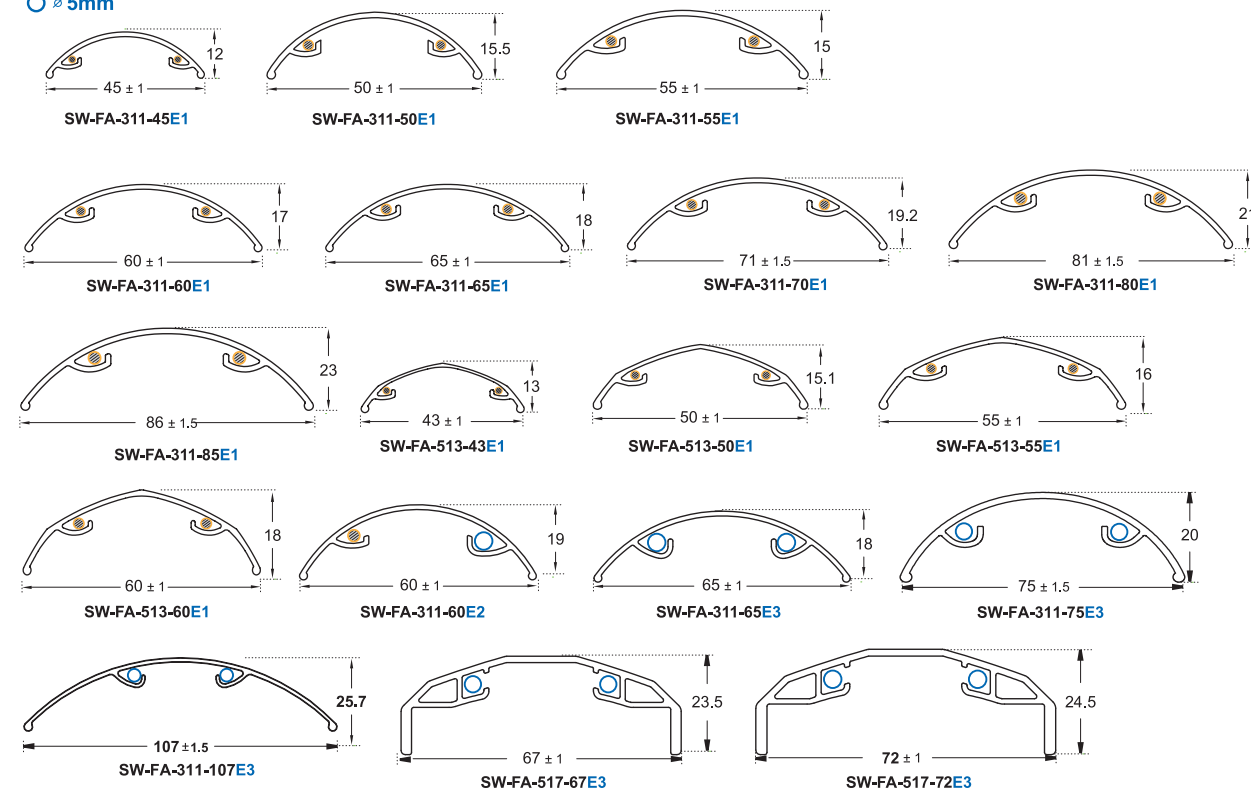
MODEL	SIZE	WIDTH	R	A	B	C	D	E	HANGER	FENDER TAIL	TIRE SIZE	
FE-311-70	14"	70	200	350	590	130	70	115	SW-800V2	SW-503H1 SW-803N SW-803V	2.1"~2.5"	
	18"		250	435	740	145		150				
	24"		325	575	1010	170		205				
	650B 700C		370	640	1125	190		240				
27.5"	375											
26"	100	395	525	890	155	195		N/A				3.2"~3.7"
24"		375	575	1010	170	205						
20"		325	620	1085	185	220						
26"		350	620	1085	185	220						
FE-311-55E1	650B 700C	55	370	640	1125	190		240	SW-800I1			1.5"~1.9" or 38C ~ 45C
27.5"	375											
FE-311-60E3	650B 700C	60	370	640	1125	190		240	SW-800I			1.75" ~ 2.125" or 45C
27.5"	375											
FE-311-65E2	16"	65	225	410	620	154	135	SW-800H		1.9" ~ 2.2"		
	20"		275	490	855	145	170					
	16"		225	410	620	154	135					
	20"		275	490	855	145	170					
FE-311-65E3	24"	65	325	575	1010	170	205					
	26"		350	620	1085	185	220					
	650B 700C		370	640	1125	190	240					
	27.5"		375									
29"	395	670	1175	195	255							
FE-311-70E3	14"	70	200	350	590	130	115	SW-800V2		2.1"~2.5"		
	18"		250	435	740	145	150					
	24"		325	575	1010	170	205					
	650B 700C		370	640	1125	190	240					
27.5"	375											
FE-311-100E2	20"	100	325	525	890	155	195	N/A		3.2"~3.7"		
	24"		575	1010	170	205						
	650B 700C		620	1085	185	220						
	26"		395	640	1125	190	240					

### ALUMINUM FENDER PROFILE



### ALUMINUM FENDER CABLE STORAGE TECH PROFILE

- ∅ 3mm
- ∅ 5mm



# Aluminum Full-cover Fender

By taking the advantage of its characteristics, the Aluminum fenders not only are light-weight but also easy to shape by various production technics such as rolling and extrusion. Furthermore, the Aluminum fenders are able to be applied with different kind of surface treatments and create fine textures to fit on high-end bicycles.



## FENDER CABLE STORAGE

MODEL	12"	14"	16"	18"	20"	22"	24"	26"	650B	700C	28"	29"
	R175	R200	R225	R250	R275	R310	R325	R350	R370	R370	R380	R395
FA-311-45E1					•	•	•	•	•	•	•	•
FA-311-50E1					•	•	•	•	•	•	•	•
FA-311-55E1					•	•	•	•	•	•	•	•
FA-311-60E1							•	•	•	•	•	•
FA-311-65E1							•	•	•	•	•	•
FA-311-70E1							•	•	•	•	•	•
FA-311-80E1							•	•	•	•	•	•
FA-311-85E1					•	•	•	•	•	•	•	•
FA-311-60E2							•	•	•	•	•	•
FA-311-65E3							•	•	•	•	•	•
FA-311-75E3					•	•	•	•	•	•	•	•
FA-311-107E3							•	•	•	•	•	•
FA-513-43E1					•	•	•	•	•	•	•	•
FA-513-50E1					•	•	•	•	•	•	•	•
FA-513-55E1					•	•	•	•	•	•	•	•
FA-513-60E1					•	•	•	•	•	•	•	•
FA-517-67E3					•	•	•	•	•	•	•	•
FA-517-72E3					•	•	•	•	•	•	•	•

## FENDER STAY MOUNTING (FIXED)

ø3.2mm    ø4.0mm

**SELECTIVE STAY THICKNESS**  
All fender stay are available in ø3.2mm and ø4.0mm thickness to meet different needs.  
Material: • 204 / 304 Stainless Steel: ø3.2 and ø4.0mm  
• Steel (ED Black): ø4.0mm

**SELECTIVE STAY EYELET DIAMETER**

ø5mm<sup>+0.3</sup>/<sub>-0.1</sub>    ø6mm<sup>+0.3</sup>/<sub>-0.1</sub>    ø8mm<sup>+0.3</sup>/<sub>-0</sub>    ø10mm<sup>+0.3</sup>/<sub>-0.1</sub>

**MSA**  
**UPPER-MOUNTED FENDER STAY**  
Fender stay mounted to the exterior of fenders with choice of stainless/chromed steel upper bracket.

**MSB**  
**UNDER-MOUNTED FENDER STAY**  
Fender stay mounted to the interior of fenders with bolt and screw only.

**MSI**  
**SINGLE-STAY + MOUNTED BRACKET**  
Single fender stay mounted to both sides of fenders with stainless steel under bracket.

**MSV**  
**V-STAY + MOUNTED BRACKET**  
V-style fender stay mounted to both sides of fenders with stainless steel under bracket.  
\*Recommendable for FRONT & REAR fenders. \*stand ø40°

**SW-FV-511** Patented  
Flat Aluminum Fender Stay Fastener (For ø3.2 mm FENDER-STAY)

**SW-FV-513** Patented  
Curved Aluminum Fender Stay Fastener (For ø3.2 mm FENDER-STAY)





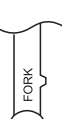


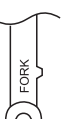

## TIRE-WIDTH CHART

20C												
22C												
23C												
25C												
1"												
26C												
1.1"												
28C												
1.125"												
1.25"												
32C												
1.35"												
1.375"												
35C												
1.45"												
38C												
1.5"												
40C												
1.6"												
1.625"												
1.75"												
45C												
1.9"												
1.95"												
2"												
2.10"												
2.125"												
2.2"												
2.35"												
2.4"												
2.5"												
2.6"												
2.7"												
2.8"												
2.9"												
3"												
3.1"												
3.2"												
3.3"												
3.7"												
3.8"												
4.0"												









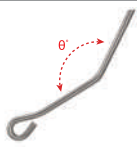
## TIRE-FIT CHART

MODEL	12"	14"	16"	18"	20"	22"	24"	26"	650B	700C	28"	29"
	R175	R200	R225	R250	R275	R310	R325	R350	R370	R370	R380	R395
FA-311-38A					•	•	•	•	•	•	•	•
FA-311-45A					•	•	•	•	•	•	•	•
FA-311-50A					•	•	•	•	•	•	•	•
FA-311-55A					•	•	•	•	•	•	•	•
FA-311-60A							•	•	•	•	•	•
FA-311-65A							•	•	•	•	•	•
FA-311-70A							•	•	•	•	•	•
FA-311-80A							•	•	•	•	•	•
FA-311-85A							•	•	•	•	•	•
FA-511-30					•	•	•	•	•	•	•	•
FA-511-37					•	•	•	•	•	•	•	•
FA-511-45					•	•	•	•	•	•	•	•
FA-511-65					•	•	•	•	•	•	•	•
FA-513-35					•	•	•	•	•	•	•	•
FA-513-43					•	•	•	•	•	•	•	•
FA-513-50					•	•	•	•	•	•	•	•
FA-513-55					•	•	•	•	•	•	•	•
FA-513-60					•	•	•	•	•	•	•	•
FA-515-45					•	•	•	•	•	•	•	•
FA-515-50					•	•	•	•	•	•	•	•
FA-517-67					•	•	•	•	•	•	•	•
FA-517-72					•	•	•	•	•	•	•	•





	<p><b>804H-2</b></p> <ul style="list-style-type: none"> <li>Fender stay thickness <math>\phi 3.2\text{mm}</math> / <math>\phi 3.9\text{mm}</math> / <math>\phi 5\text{mm}</math></li> <li>Easy installation</li> </ul> <p>804H-2A: <math>\phi 3.2\text{mm}</math> 804H-2B: <math>\phi 3.9\text{mm}</math> 804H-2C: <math>\phi 5\text{mm}</math></p>		
	<p><b>804H-3</b></p> <ul style="list-style-type: none"> <li>Fender stay thickness <math>\phi 3.2\text{mm}</math> / <math>\phi 3.9\text{mm}</math> / <math>\phi 5\text{mm}</math> / <math>\phi 6\text{mm}</math> stay eyelet</li> <li>Stay eyelet diameter <math>\phi 6\text{mm}</math></li> </ul> <p>804H-3A: <math>\phi 3.2\text{mm}</math> 804H-3B: <math>\phi 3.9\text{mm}</math> 804H-3C: <math>\phi 5\text{mm}</math> 804H-3D: <math>\phi 6\text{mm}</math> stay eyelet</p>		 <p>804H-3A / B / C      804H-3D</p>
	<p><b>804H-4</b></p> <ul style="list-style-type: none"> <li>Fender stay: <math>\phi 9.0\text{mm}</math></li> <li>Material: Aluminum</li> <li>Finishing: Anodized shining black Coating black (gloss)</li> <li>Custom angle bending</li> </ul>		


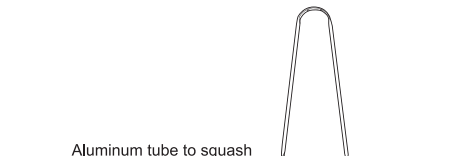






## FENDER STAY / DROPOUT HARDWARE

 <p><b>TYPE 1</b> <b>FIX-LENGTH STAY WITH 1/4" END</b></p> <ul style="list-style-type: none"> <li>Fixes on dropout or fork end eyelets.</li> <li>Length customizable.</li> <li><math>\phi 5</math> / <math>\phi 6\text{mm}</math></li> </ul>	 <p><b>TYPE 2</b> <b>FIX-LENGTH STAY WITH 5/16" END</b></p> <ul style="list-style-type: none"> <li>Fixes on front or rear hub axle.</li> <li>Length customizable.</li> <li><math>\phi 8\text{mm}</math></li> </ul>
 <p><b>TYPE 3</b> <b>FIX-LENGTH STAY WITH 3/8" END</b></p> <ul style="list-style-type: none"> <li>Fixes on front or rear hub axle.</li> <li>Length customizable.</li> <li><math>\phi 10\text{mm}</math></li> </ul>	 <p><b>TYPE 4</b> <b>MICRO-ADJUSTABLE STAY WITH U-SHAPE 1/4" END</b></p> <ul style="list-style-type: none"> <li>Fixes on dropout or fork end eyelets with M5/M6 screw.</li> <li>Length customizable.</li> <li><math>\phi 5\text{mm}</math></li> </ul>
 <p><b>TYPE 5</b> <b>MICRO ADJUSTABLE</b></p> <ul style="list-style-type: none"> <li>Material: 304 Stainless Steel</li> <li>Stay length adjustable by fix SW-804 clips to dropout or fork end eyelets.</li> </ul>	 <p><b>804M SLIDE SHIM</b></p> <ul style="list-style-type: none"> <li>Slidable shim gives the possibility with 10mm length adjustment to fender stay.</li> </ul>  <p><b>804M-1 SLIDE SHIM</b></p> <ul style="list-style-type: none"> <li>Can with no limited length adjustment to fender stay</li> <li>only fit <math>\phi 5\text{mm}</math> fender strut</li> </ul>
 <p><b>PATTERN STAMPING</b></p> <ul style="list-style-type: none"> <li>Prevent rotation</li> </ul>	 <p><b>CUSTOM ANGLE BENDING</b></p>






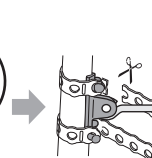
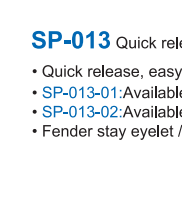




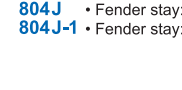
## FENDER STAY SAFETY POP-OFF

STAY SAFETY	DESCRIPTION	TYPE / FEATURE	FUNCTION
	<p><b>FV-515 Patented</b> <b>(For <math>\phi 3.2</math> / <math>\phi 4</math> mm FENDER-STAY)</b> <b>FENDER STAY SAFETY POP-OFF</b></p> <p>Material: PA6 Applicable to MSA / MSB / MSI / MSV fender-stays to pop-off when jammed.</p>	<p>MSA MSB MSI MSV</p>	

## FENDER STAY MOUNTING (FIXED)

	<p><b>FV-111</b> Material: Aluminum</p> <p><b>UPPER-MOUNTED FENDER STAY</b></p>	 <p>Aluminum tube to squash</p>
	<p><b>FV-113A/B Patented</b> Material: Aluminum / 304 Stainless</p> <p><b>UNDER-MOUNTED FENDER STAY</b></p>	 <p><b>FV-113A:</b> Adjustable stay eyelet ;Strut snap on system. <b>FV-113B:</b> Fixed stay eyelet ;Strut snap on system.</p>
	<p><b>804N-02</b> <b>UPPER-MOUNTED FENDER STAY</b></p> <p>Material: 303 Stainless</p>	
	<p><b>804E-1</b> <b>UNDER-MOUNTED FENDER STAY</b> Material: Zinc <math>\phi 4\text{mm}</math> / <math>\phi 5\text{mm}</math></p>	

## FENDER STAY / SEAT STAY HARDWARE

	<p><b>SP-005</b> Quick release stay bracket (double strap + plastic screw fix + clip fix)</p> <ul style="list-style-type: none"> <li>Double strap to fit tapered suspension fork.</li> <li>Quick release, easy installation and adjustment.</li> <li>Available for <math>\phi 3.2</math> / <math>\phi 4.0</math> mm stay.</li> </ul>	
	<p><b>SP-009 (Front Fork Clamp)</b></p> <p>SP-009-01: <math>\phi 39\text{mm}</math> SP-009-04: <math>\phi 43\text{mm}</math> SP-009-02: <math>\phi 41\text{mm}</math> SP-009-05: <math>\phi 44\text{mm}</math> SP-009-03: <math>\phi 42\text{mm}</math> SP-009-06: <math>\phi 45\text{mm}</math></p> <ul style="list-style-type: none"> <li>Suitable for straight suspension fork.</li> </ul>	
	<p><b>SP-011</b> One-piece-made Quick release stay bracket</p> <ul style="list-style-type: none"> <li>Easy installation with elastic rubber strap.</li> <li>Double strap to fit tapered / straight fork.</li> </ul>	
	<p><b>SP-013</b> Quick release stay bracket.(plastic screw fix)</p> <ul style="list-style-type: none"> <li>Quick release, easy installation and adjustment.</li> <li>SP-013-01: Available <math>\phi 12.7\sim 25.4\text{mm}</math></li> <li>SP-013-02: Available <math>\phi 19\sim 65\text{mm}</math></li> <li>Fender stay eyelet / FV-517 / FV-515</li> </ul>	
	<p><b>804H</b></p> <ul style="list-style-type: none"> <li>Fender stay: <math>\phi 3.9\text{mm}</math></li> <li>Material: Steel</li> <li>Finishing: ED BK</li> </ul>	 <p><b>804H-1</b></p> <ul style="list-style-type: none"> <li>Fender stay: <math>\phi 5.0\text{mm}</math></li> <li>Material: Steel</li> <li>Finishing: UCP</li> </ul>
	<p><b>804H-5</b></p> <ul style="list-style-type: none"> <li>Fender stay: <math>\phi 4.0\text{mm}</math></li> <li>Material: POM</li> </ul> <p>804H-5A: <math>\phi 3.2\text{mm}</math> 804H-5B: <math>\phi 3.9\text{mm}</math> 804H-5C: <math>\phi 5\text{mm}</math></p>	 <p><b>804J</b></p> <ul style="list-style-type: none"> <li>Fender stay: <math>\phi 4.0\text{mm}</math></li> </ul> <p><b>804J-1</b> • Fender stay: <math>\phi 3.2\text{mm}</math></p> <p><b>804J-2</b> • Fender stay: <math>\phi 5\text{mm}</math></p> <p>Prevent Rotation <math>\phi 5\text{mm}</math> screw hole <math>\phi 6\text{mm}</math> screw hole</p>

# FENDER TAILS (FOR ALUMINUM FENDER)

FIX & MATERIAL	FRONT TAIL	REAR TAIL	MODEL	FIT FENDER
CLIP FIX (PC)			SW-503B5	FA-511-37
			SW-503B6	
			SW-503C3	FA-513-50
			SW-503C4	
			SW-503E3	FA-311-45
			SW-503E4	
			SW-503E1	FA-311-38
			SW-503E2	
			SW-503B3	FA-511-45
			SW-503B4	
		SW-503D3	FA-515-50	
		SW-503D4		
		SW-503A1	FA-111-55	
		SW-503A2		
		SW-503B1	FA-511-30	
		SW-503B2		
		SW-503D1	FA-515-45	
		SW-503D2		
		SW-503C1	FA-513-43	
		SW-503C2		
CLIP FIX (PP)			SW-503F1	FA-311-45E1
			SW-503G1	FA-311-50E1
			SW-503H1	FA-311-55E1
			SW-503I1	FA-311-60E1
			SW-503J1	FA-311-65E1
			SW-503K1	FA-513-50E1
			SW-503L1	FA-513-55E1
			SW-503M1	FA-513-60E1
			SW-503N1	FA-513-43E1
			SW-803 Q	FA-311-55 FA-311-55E1 FA-311-60E1
		SW-503O	FA-111-55	
		SW-803V-70	FA-311-70A FA-311-70E1	
		SW-803V-75	FA-311-75E3	
CLIP FIX (PP+TPR)			SW-FA-517-67	SW-FA-517-67
			SW-FA-517-67E3	SW-FA-517-67E3
			SW-FA-517-72	SW-FA-517-2
			SW-FA-517-72E3	SW-FA-517-2 E3
RIVET FIX (TPR)			SW-803N-38	FA-311-38A
			SW-803N-45	FA-311-45A
			SW-803N-55	FA-311-55A
			SW-803N-70	FA-311-70A FA-311-70E1

COLOR: BLACK / BLACK TRANSPARENT

STAY SAFETY	DESCRIPTION	TYPE / FEATURE	FUNCTION
	<p><b>FV-517 Patented</b> (For ø5 mm FENDER-STAY) <b>Adjustable Fender Stay</b> Material: PA6 / Aluminum Length: 120mm. Applicable to MSA/MSB fender-stays to adjust the length.</p> <p>e.g. 29" Bike MSA Fender Stay Length : 394mm. MSA Fender Stay can be adjusted to a length of 394 to 514 mm.</p>	UPPER-MOUNTED FENDER STAY	
	<p><b>FV-517-1</b> <b>FENDER STAY SAFETY POP-OFF</b> Material: PA6 / Aluminum Length: 120mm. Applicable to MSA/MSB fender-stays to adjust the length.</p>		
	<p><b>FV-115 Patented</b> Material: (POM+PA6) / 304 Stainless <b>POP OFF SAFETY OR FASTENER</b> Fixed stay eyelet Strut snap on system</p>	UNDER-MOUNTED FENDER STAY	

## FENDER FIXTURES




	<p><b>SW-800A ~ SW-800I</b> <b>REMOVABLE PLASTIC HANGER</b> • Easy to install and good weathering resistant. • Material: POM • Colour: BK</p>		<p><b>STAINLESS STEEL SELF-BEND HANGER</b> • Material: Stainless Steel • Fit for Resin Fender Width: Short: 35mm ~ 50mm Long: 50mm ~ 80mm</p>
	<p><b>SW-805B PRE-BENT CARRIER TYPE HANGER</b> • Connects between carrier &amp; fender when fastener is not used. • Pre-bent to fit selected fender and cutout ready to fit reflector. • Material: Steel / Finishing: ED BK • Fit for Fender Width ≤ 59mm</p>		<p><b>SW-805E SELF-BEND CARRIER TYPE HANGER</b> • Connects between carrier &amp; fender when fastener is not used. • Pre-bent to fit selected fender and cutout ready to fit reflector. • Material: Steel / Finishing: ED BK • Fit for Resin Fender Width: 50mm ~ 70mm</p>
	<p><b>SCBM-1</b> <b>STANDARD FENDER-CHAINSTAY BRIDGE MOUNT</b> (For Fender Width within 55mm.) • Bolt fits between fender and chainstay bridge.</p>		<p><b>SCBM-2</b> <b>STANDARD FENDER-CHAINSTAY BRIDGE MOUNT</b> (For Fender Width above 60mm.) • Bolt fits between fender and chainstay bridge.</p>
	<p><b>SW-804B</b> <b>QUICK CLIP FENDER-CHAINSTAY BRIDGE MOUNT</b> • Material: Steel / Finishing: ED BK • For chain stay ≤ ø15mm • Clip-in between fender and chainstay bridge (no tool required)</p>		<p><b>SW-804B-1</b> <b>QUICK CLIP FENDER-SEAT TUBE STAY BRIDGE MOUNT</b> • Material: PA6 / Finishing: BLACK • Fit ø28.6 ~ ø31.8mm seat-tube.</p>
	<p><b>FE-113R</b> <b>QUICK MOUNT</b> (FOR SEAT TUBE BRIDGE)</p>		<p><b>SW-802B</b> <b>HANGER-FORK WASHER</b> • Material: PP R14.5mm recessed to fit fork sleeve tube.</p>
	<p><b>SW-802A</b> <b>HANGER-BRIDGE WASHER</b> • Material: PP R7mm recessed to fit bridge tube.</p>		
	<p><b>SW-804F BEVELED CUSHION</b> • Material: TPR • For clearance 2mm~ 5mm. • Fix between fender and carrier for noise reduction purpose.</p>	<p><b>SW-804F01 PAD</b> • Material: PP • Adapt with SW-804F ,for clearance ≥ 5mm.</p>	



## CABLE STORAGE TECH


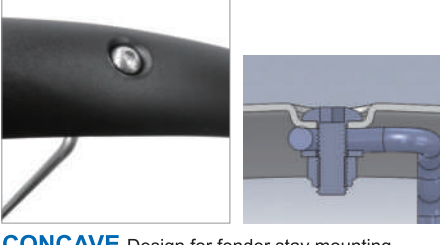

<p><b>SW-801C</b> Cable Tunnel</p> <ul style="list-style-type: none"> <li>Fit Cable within <math>\varnothing 4.5\text{mm}</math></li> <li>Fit <math>\varnothing 3.9\text{mm}</math> fender stay</li> </ul> 	<p><b>SW-801E1</b> <b>Patented</b> Cable Tunnel (Fit Cable within <math>\varnothing 3\text{mm}</math>)</p> 	<p><b>SW-801E2</b> <b>Patented</b> Cable Tunnel (Fit Cable within <math>\varnothing 3\text{mm}</math> &amp; <math>\varnothing 5\text{mm}</math>)</p> 
--	--	---

<p><b>SW-801E3</b> <b>Patented</b> Cable Tunnel (Fit Cable within <math>\varnothing 5\text{mm}</math>)</p> 	<p><b>SW-807B</b> <b>Patented</b> Cable Tunnel Tool</p> <ul style="list-style-type: none"> <li>Slide-able and easy Snap-in</li> <li>Fit Cable within <math>\varnothing 10\text{mm}</math></li> <li>Stable</li> <li>Single or multiple cables.</li> </ul> 	<p><b>SW-807B-1 SW-807B-3</b> <b>Patented</b> <b>SW-807B-2</b> Cable Tunnel Tool</p> <ul style="list-style-type: none"> <li>Slide-able and easy Snap-in</li> <li>Fit Cable within <math>\varnothing 10\text{mm}</math></li> <li>Can be assembled on both sides</li> <li>Only for SW-801E3</li> </ul> 
--	--	---

<p><b>SW-809-01</b> <b>Patented</b> Cable Tunnel Tool</p> <ul style="list-style-type: none"> <li>Fit Cable within <math>\varnothing 5\text{mm}</math></li> <li>Single or double cables.</li> </ul> 	<p><b>SW-809-02</b> <b>Patented</b> Cable Tunnel Tool</p> <ul style="list-style-type: none"> <li>Slide-able and easy Snap-in</li> <li>Fit Cable within <math>\varnothing 3.5\text{mm}</math></li> <li>Single or double cables.</li> </ul> 	<p><b>SW-809-03</b> Supporting Brace</p> <ul style="list-style-type: none"> <li>Material: Stainless</li> <li>Finish: ED black</li> </ul> 
---	--	--









<p><b>SW-808</b> Fit Cable within <math>\varnothing 25\text{mm}</math></p> 	<p><b>SW-804E</b> Washer</p> <ul style="list-style-type: none"> <li>Material: Stainless</li> <li>Finish: ED black</li> <li>For M5 screw</li> </ul> 	<p><b>SW-NP-111</b> License Plate Holder</p> <ul style="list-style-type: none"> <li>Material: PA6+30%GF</li> <li>Tire fit: 26"-28"</li> <li>P.C &amp; ALU. full-cover applicable.</li> </ul> 
--	--	---

## APPEARANCE TECHNICAL & FIXTURE

 <p><b>TAILS SHAPE DESIGN</b></p>	 <p><b>CONCAVE</b> Design for fender stay mounting</p>	 <p><b>POLYESTER NAMEPLATE</b></p>
--	---	---

## COLOR & SURFACE TREATMENT CHART

- Customizable anodize and painting treatment.
- Customizable fender color and length.

 <p><b>AF-Z01</b> Black</p>	 <p><b>AF-M01</b> Matt Black</p>	 <p><b>AF-PA01</b> Fine Sandblasted Black</p>	 <p><b>AF-S01</b> Sandblasted Black</p>	 <p><b>AF-P01</b> Polished Black</p>	 <p><b>AF-C01</b> Coated Red</p>	 <p><b>AF-R02</b> Reflective Strap-Centre</p>
 <p><b>AF-C02</b> Coated matt black</p>	 <p><b>AF-C03</b> Coated matt black with sandblasted</p>	 <p><b>AF-C04</b> Coated matt black</p>	 <p><b>AF-C05</b> Coated matt black with sandblasted</p>	 <p><b>AF-D02</b> Printed on Design</p>	 <p><b>AF-D01</b> Design on Coated Surface</p>	 <p><b>AF-D03</b> Heat Transfer Printing</p>

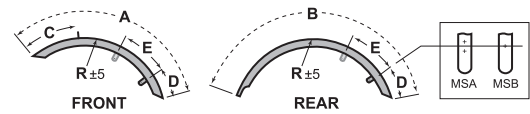
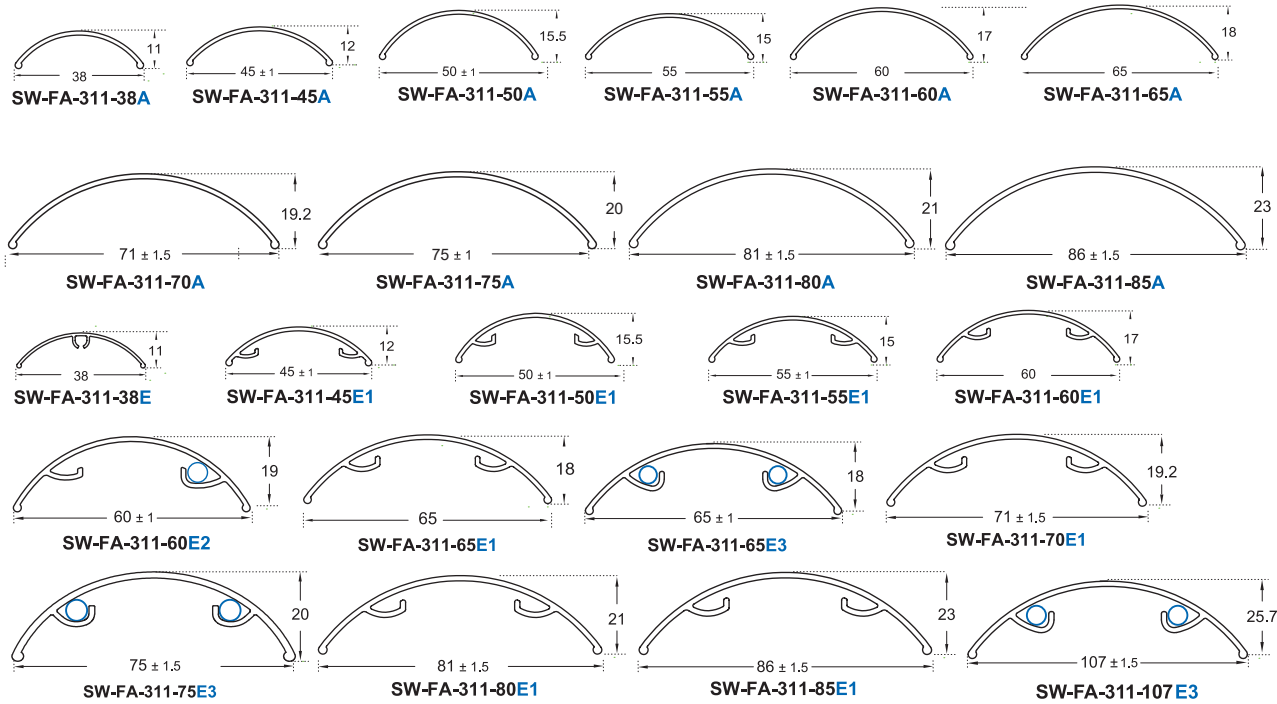
# SW-FA-311 series

• Material: Aluminum



- FENDER FIXTURES**  
SW-8001 | L-Hanger  
SW-800J | SW-803V | SW-803N
- FENDER-STAY**  
MSA | MSB | MSI | MSV
- STAY-DROPOUT**  
TYPE 1 ~ 5

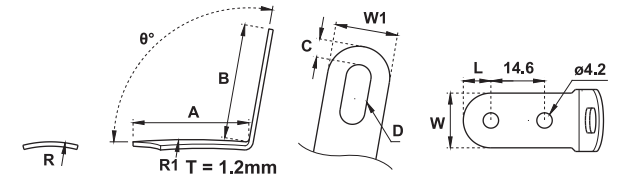
∅5mm



MODEL	SIZE	WIDTH	R	A	B	C	D	E	HANGER	TIRE WIDTH
FA-311-38A FA-311-38E	20"	38mm	275	490	855	145	70	170	800R-G	1" ~ 1.25or 22C ~ 32
	22"		310	525	890	155		195		
	24"		325	575	1010	170		205		
	26"		350	620	1085	185		220		
	650B 700C		370	640	1125	190		240		
	28"		380	640	1125	190		240		
	29"		395	670	1175	195		255		

## L-HANGER CHART (Curved Design)

• Material: 304 Stainless Steel

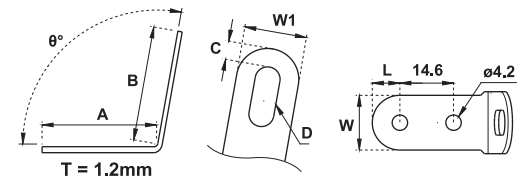


\* Standard: **SW-8001** for Front Fender / **SW-8002** for Rear Fender.

HANGER	θ°	A	B	C	D	L	W	W1	R	R1
*8001	100°	31.5	31.4	5.1	6.8 x 21.5	7.5	15	17	12.9	156.8
*8002	100°	31.3	24.4	4.6	6.8 x 16	7.5	14	16	12.9	156.8
8003	104°	28.5	26	3.3	6.5 x 13	4.5	13	13	12.9	156.8
8004	100°	31.5	25.9	4	6.5 x 15	7.5	15	17	12.9	
8005	100°	31.5	53.8	5	7.5 x 22.5	7.5	15	17.5	30	
8005-2	100°	31.5	53.8	5	9.5 x 22.5	7.5	15	17.5	30	
8006	100°	31.5	38.8	5	7.5 x 22.5	7.5	15	17.5	12.9	156.8
8006-1	100°	31.5	38.8	5	6.8 x 20	7.5	15	17.5	12.9	156.8
8006-4	100°	31.5	38.8	5	5.2 x 22.5	7.5	15	17.5	12.9	156.8
8007	100°	31.3	30.6	5.1	6.8 x 16.5	7.2	12.7	17	12.9	156.8
8007-1	106°	31.3	30.6	5.1	6.8 x 16.5	7.2	12.7	17	12.9	156.8
8008	86°	31.5	31.4	5.1	6.8 x 21.5	7.5	15	17	12.9	156.8
8009	84°	31.5	25.9	4	6.5 x 15	7.5	15	17	12.9	156.8
8010	104°	31.5	31.4	5.1	6.8 x 21.5	7.5	15	17	12.9	156.8
8011	106°	31.5	31.4	5.1	6.8 x 21.5	7.5	15	17	12.9	156.8
8012	110°	31.5	31.4	5.1	6.8 x 21.5	7.5	15	17	12.9	156.8
8014	104°	28.5	31.4	3.3	6.5 x 16.5	4.5	13	13	13	
8015	106°	31	37.5	5	7.5 x 23	7.5	15	17.5	12.9	156.8
8017	92°	31.3	24.4	4.6	6.8 x 16	7.5	14	16	12.9	320
8018	92°	31.5	31.4	5.1	6.8 x 21.5	7.5	15	17	12.9	156.8
8019	84°	31.5	36	5	6.8 x 26	7.5	15	17.5	12.9	156.8
8019-1	100°	31.5	36	5	6.8 x 26	7.5	15	17.5	12.9	156.8
8022	90°	31.6	31.4	5	6.8 x 24.5	7.5	14.5	17	17	371.27 * only for FE-131
8023	90°	29.5	26	4.3	6.8 x 18	4.5	18	18		185 * only UPPER
8024	90°	29.5	19.3	4.3	6.8 x 11	4.5	18	18		185 * only UPPER

## L-HANGER CHART (Flat Design)

• Material: 304 Stainless Steel

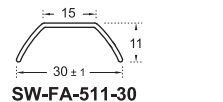


\* Standard: **SW-815** for Front Fender / **SW-8002-1** for Rear Fender.

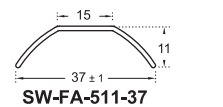
HANGER	θ°	A	B	C	D	L	W	W1	R	R1
8002-1	100°	31.3	24.4	4.6	6.8 x 16	7.5	14	16		
8005-1	120°	31.5	53.8	5	7.5 x 22.5	7.5	15	17.5		
8006-2	77°	31.5	38.8	5	7.5 x 22.5	7.5	15	17.5		
8006-3	85°	31.5	38.8	5	7.5 x 22.5	7.5	15	17.5		
8020	90°	31.4	27	5.1	6.5 x 17	7.5	15	17		156.8
815	100°	31.5	32	5.1	6.8 x 15.5	7.5	15	17		
815-1	100°	38.9	24	5.1	6.8 x 15.5	7.5	15	17		
8021	92°	31.5	24	4.6	6.8 x 16	7.5	14	16		

# SW-FA-511-30 / 37 / 45 / 65

• Material: Aluminum



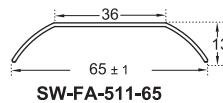
SW-FA-511-30



SW-FA-511-37



SW-FA-511-45



SW-FA-511-65



**FENDER FIXTURES**

SW-815 | L-Hanger

**FENDER-STAY**

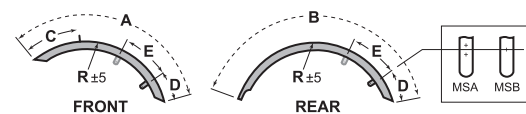
MSA | MSB | MSI | MSV

**STAY-DROPOUT**

TYPE 1 ~ 5

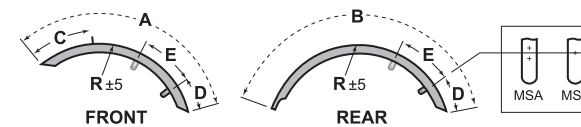


Sleek Look on Roadbike



MODEL	SIZE	WIDTH	R	A	B	C	D	E	HANGER	TIRE WIDTH
FA-511-30	20"	30mm	275	490	855	145	70	170	SW-800P-A	20C ~ 25C
	22"		310	525	890	155		195		
	24"		325	575	1010	170		205		
	26"		350	620	1085	185		220		
	650B 700C		370	640	1125	190		240		
	28"		380	640	1125	190		240		
	29"		395	670	1175	195		255		
FA-511-37	20"	37mm	275	490	855	145	70	170	SW-800P-B	1" ~ 1.125" or 22C ~ 28C
	22"		310	525	890	155		195		
	24"		325	575	1010	170		205		
	26"		350	620	1085	185		220		
	650B 700C		370	640	1125	190		240		
	28"		380	640	1125	190		240		
	29"		395	670	1175	195		255		

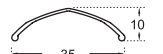
# SW-FA-311 series



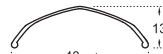
MODEL	SIZE	WIDTH	R	A	B	C	D	E	HANGER	TIRE WIDTH
FA-311-45A FA-311-45E1	20"	45mm	275	490	855	145	70	170	SW-800R-F	1.125" ~ 1.5" or 32C ~ 38C
	22"		310	525	890	155		195		
	24"		325	575	1010	170		205		
	26"		350	620	1085	185		220		
	650B 700C		370	640	1125	190		240		
	28"		380	640	1125	190		240		
	29"		395	670	1175	195		255		
FA-311-50A FA-311-50E1	20"	50mm	275	490	855	145	70	170	800S-A	1.35" ~ 1.75" or 35C ~ 40C
	22"		310	525	890	155		195		
	24"		325	575	1010	170		205		
	26"		350	620	1085	185		220		
	650B 700C		370	640	1125	190		240		
	28"		380	640	1125	190		240		
	29"		395	670	1175	195		255		
FA-311-55A FA-311-55E1	20"	55mm	275	490	855	145	70	170	SW-800J	1.5" ~ 1.9" or 40C ~ 45C
	22"		310	525	890	155		195		
	24"		325	575	1010	170		205		
	26"		350	620	1085	185		220		
	650B 700C		370	640	1125	190		240		
	28"		380	640	1125	190		240		
	29"		395	670	1175	195		255		
FA-311-60A FA-311-60E1	20"	60mm	275	490	855	145	70	170	800R-I	1.75" ~ 2.125" or 45C
	22"		310	525	890	155		195		
	24"		325	575	1010	170		205		
	26"		350	620	1085	185		220		
	650B 700C		370	640	1125	190		240		
	28"		380	640	1125	190		240		
	29"		395	670	1175	195		255		
FA-311-60E2	20"	60mm	275	490	855	145	70	170	800R-I	1.75" ~ 2.125" or 45C
	22"		310	525	890	155		195		
	24"		325	575	1010	170		205		
	26"		350	620	1085	185		220		
	650B 700C		370	640	1125	190		240		
	28"		380	640	1125	190		240		
	29"		395	670	1175	195		255		
FA-311-65A FA-311-65E1 FA-311-65E3	20"	65mm	275	490	855	145	70	170	800R-H	1.9" ~ 2.2"
	22"		310	525	890	155		195		
	24"		325	575	1010	170		205		
	26"		350	620	1085	185		220		
	650B 700C		370	640	1125	190		240		
	28"		380	640	1125	190		240		
	29"		395	670	1175	195		255		
FA-311-70A FA-311-70E1	20"	70mm	275	490	855	145	70	170	800R-K	2.10" ~ 2.5"
	22"		310	525	890	155		195		
	24"		325	575	1010	170		205		
	26"		350	620	1085	185		220		
	650B 700C		370	640	1125	190		240		
	28"		380	640	1125	190		240		
	29"		395	670	1175	195		255		
FA-311-75E3	20"	75mm	275	490	855	145	70	170	N/A	2.35" ~ 2.7"
	22"		310	525	890	155		195		
	24"		325	575	1010	170		205		
	26"		350	620	1085	185		220		
	650B 700C		370	640	1125	190		240		
	28"		380	640	1125	190		240		
	29"		395	670	1175	195		255		
FA-311-80A FA-311-80E1	20"	80mm	275	490	855	145	70	170	800R-L	2.5" ~ 2.7"
	22"		310	525	890	155		195		
	24"		325	575	1010	170		205		
	26"		350	620	1085	185		220		
	650B 700C		370	640	1125	190		240		
	28"		380	640	1125	190		240		
	29"		395	670	1175	195		255		
FA-311-85A	20"	85mm	275	490	855	145	70	170	N/A	2.6" ~ 2.8"
	22"		310	525	890	155		195		
	24"		325	575	1010	170		205		
	26"		350	620	1085	185		220		
	650B 700C		370	640	1125	190		240		
	28"		380	640	1125	190		240		
	29"		395	670	1175	195		255		
FA-311-85E1	20"	85mm	275	490	855	145	70	170	N/A	2.7" ~ 3"
	22"		310	525	890	155		195		
	24"		325	575	1010	170		205		
	26"		350	620	1085	185		220		
	650B 700C		370	640	1125	190		240		
	28"		380	640	1125	190		240		
	29"		395	670	1175	195		255		
FA-311-107E3	20"	107mm	275	490	855	145	70	170	N/A	3.7" ~ 4.0"
	22"		310	525	890	155		195		
	24"		325	575	1010	170		205		
	26"		350	620	1085	185		220		
	650B 700C		370	640	1125	190		240		
	28"		380	640	1125	190		240		
	29"		395	670	1175	195		255		

# SW-FA-513 series

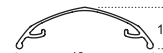
• Material: Aluminum



SW-FA-513-35




SW-FA-513-43



SW-FA-513-43E1



SW-FA-513-50



SW-FA-513-50E1



SW-FA-513-55



SW-FA-513-55E1



SW-FA-513-60



SW-FA-513-60E1



**FENDER FIXTURES**

SW-8001 | L-Hanger

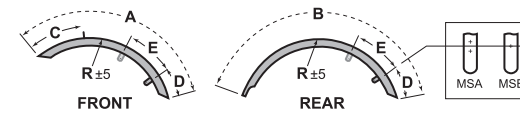
**FENDER-STAY**

MSA | MSB | MSI | MSV

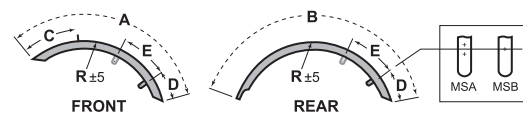
**STAY-DROPOUT**

TYPE 1 ~ 5

# SW-FA-511-30 / 37 / 45 / 65



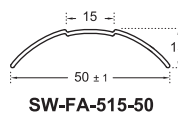
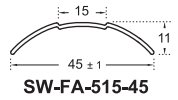
MODEL	SIZE	WIDTH	R	A	B	C	D	E	HANGER	TIRE WIDTH
FA-511-45	20"	45mm	275	490	855	145	70	170	SW-800R-B	1.125" ~ 1.5" or 32C ~ 38C
	22"		310	525	890	155		195		
	24"		325	575	1010	170		205		
	26"		350	620	1085	185		220		
	650B 700C		370	640	1125	190		240		
	28"		380	640	1125	190		240		
29"	395	670	1175	195	255					
FA-511-65	20"	65mm	275	490	855	145	70	170	800R-J	1.9" ~ 2.2"
	22"		310	525	890	155		195		
	24"		325	575	1010	170		205		
	26"		350	620	1085	185		220		
	650B 700C		370	640	1125	190		240		
	28"		380	640	1125	190		240		
29"	395	670	1175	195	255					



MODEL	SIZE	WIDTH	R	A	B	C	D	E	HANGER	TIRE WIDTH
FA-513-35	20"	35mm	275	490	855	145	70	170	SW-800S-C	1" ~ 1.125" or 20C ~ 28C
	22"		310	525	890	155		195		
	24"		325	575	1010	170		205		
	26"		350	620	1085	185		220		
	650B 700C		370	640	1125	190		240		
	28"		380	640	1125	190		240		
29"	395	670	1175	195	255					

# SW-FA-515-45 / 50

• Material: Aluminum / Leather



\*Optional Leather Strap.

### FENDER FIXTURES

SW-800I | L-Hanger

### FENDER-STAY

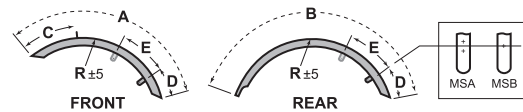
MSA | MSB | MSI | MSV

### STAY-DROPOUT

TYPE 1 ~ 5

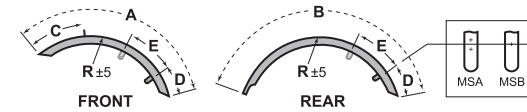


Elegant Look on Bikes



MODEL	SIZE	WIDTH	R	A	B	C	D	E	HANGER	TIRE WIDTH
FA-515-45	20"	45mm	275	490	855	145	70	170	SW-800R-D	1.125" ~ 1.5" or 32C ~ 38C
	22"		310	525	890	155		195		
	24"		325	575	1010	170		205		
	26"		350	620	1085	185		220		
	650B 700C		370	640	1125	190		240		
	28"		380	640	1125	190		240		
	29"		395	670	1175	195		255		
FA-515-50	20"	50mm	275	490	855	145	70	170	SW-800S-B	1.35" ~ 1.75" or 35C ~ 40C
	22"		310	525	890	155		195		
	24"		325	575	1010	170		205		
	26"		350	620	1085	185		220		
	650B 700C		370	640	1125	190		240		
	28"		380	640	1125	190		240		
	29"		395	670	1175	195		255		

# SW-FA-513 series



MODEL	SIZE	WIDTH	R	A	B	C	D	E	HANGER	TIRE WIDTH
FA-513-43 FA-513-43E1	20"	43mm	275	490	855	145	70	170	SW-800R-C	1.1" ~ 1.45" or 28C ~ 35C
	22"		310	525	890	155		195		
	24"		325	575	1010	170		205		
	26"		350	620	1085	185		220		
	650B 700C		370	640	1125	190		240		
	28"		380	640	1125	190		240		
	29"		395	670	1175	195		255		
FA-513-50 FA-513-50E1	20"	50mm	275	490	855	145	70	170	SW-800S-A	1.35" ~ 1.75" or 35C ~ 40C
	22"		310	525	890	155		195		
	24"		325	575	1010	170		205		
	26"		350	620	1085	185		220		
	650B 700C		370	640	1125	190		240		
	28"		380	640	1125	190		240		
	29"		395	670	1175	195		255		
FA-513-55 FA-513-55E1	20"	55mm	275	490	855	145	70	170	SW-800S-D	1.5" ~ 1.9" or 40C ~ 45C
	22"		310	525	890	155		195		
	24"		325	575	1010	170		205		
	26"		350	620	1085	185		220		
	650B 700C		370	640	1125	190		240		
	28"		380	640	1125	190		240		
	29"		395	670	1175	195		255		
FA-513-60 FA-513-60E1	20"	60mm	275	490	855	145	70	170	SW-513-60	1.75" ~ 2.125" or 45C
	22"		310	525	890	155		195		
	24"		325	575	1010	170		205		
	26"		350	620	1085	185		220		
	650B 700C		370	640	1125	190		240		
	28"		380	640	1125	190		240		
	29"		395	670	1175	195		255		

# SW-FA-517 series

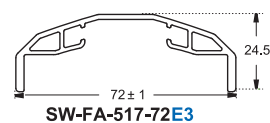
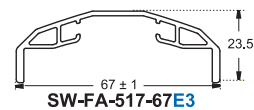
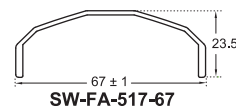
• Material: Aluminum

FENDER-STAY

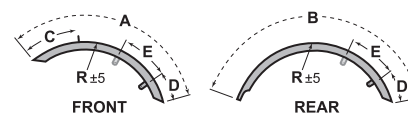
MSI

STAY-DROPOUT

804H-4

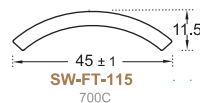


Cable Tunnel  
(Fit Cable within ø5mm)



MODEL	SIZE	WIDTH	R	A	B	C	D	E	HANGER	TIRE WIDTH
FA-517-67 FA-517-67E3	20"	67mm	275	490	855	145	70	170	N/A	2"~2.4"
	22"		310	525	890	155		195		
	24"		325	575	1010	170		205		
	26"		350	620	1085	185		220		
	650B 700C		370	640	1125	190		240		
	28"		380	640	1125	190		240		
FA-517-72	20"	72mm	275	490	855	145	70	170	N/A	2.2"~2.6"
	650B 700C		370	640	1125	190		240		
FA-517-72E3	20"	72mm	275	490	855	145	70	170	N/A	2.2"~2.6"
	22"		310	525	890	155		195		
	24"		325	575	1010	170		205		
	26"		350	620	1085	185		220		
	650B 700C		370	640	1125	190		240		
	28"		380	640	1125	190		240		
29"	395	670	1175	195	255					

## BAMBOO FENDER PROFILE



### TIRE-WIDTH CHART

28C	
1.125"	
1.25"	
32C	SW-FT-115
1.35"	
1.375"	
35C	
1.45"	(W: 45mm)
38C	
1.5"	
40C	
1.6"	

### TIRE-FIT CHART

MODEL	12"	14"	16"	18"	20"	22"	24"	26"	700C	28"	29"
FT-115									•		

### FENDER STAY MOUNTING (FIXED)

**SELECTIVE STAY THICKNESS**  
All fender stay are available in ø3.2mm and ø4.0mm thickness to meet different needs.  
Material: • 204 / 304 Stainless Steel: ø3.2 and ø4.0mm  
• Steel (ED Black): ø4.0mm

**SELECTIVE STAY EYELET DIAMETER**

ø5mm <sup>+0.3</sup>/<sub>-0.1</sub>    ø6mm <sup>+0.3</sup>/<sub>-0.1</sub>    ø8mm <sup>+0.3</sup>/<sub>-0</sub>    ø10mm <sup>+0.3</sup>/<sub>-0.1</sub>

**MSI**  
**SINGLE-STAY + MOUNTED BRACKET**  
Single fender stay mounted to both sides of fenders with stainless steel under bracket.

**MSV**  
**V-STAY + MOUNTED BRACKET**  
V-style fender stay mounted to both sides of fenders with stainless steel under bracket.  
\*Recommendable for FRONT & REAR fenders.

### FENDER STAY SAFETY POP-OFF

STAY SAFETY	DESCRIPTION	FIT STAY	FUNCTION
	<p><b>FV-515 Patented</b> (For ø3.2 / ø4 mm FENDER-STAY) <b>FENDER STAY SAFETY POP-OFF</b> Applicable to MSA / MSB / MSI / MSV fender-stays to pop-off when jammed.</p>	<p>MSA MSB MSI MSV</p>	

# Bamboo

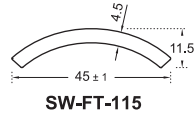
## Full-cover Fender

Natural material has been widely used nowadays as in response to the issue of environment. Bamboo is one of the fastest growing plants in the world, and is of notable economic and Oriental culture significance. Unlike any other industrial products, Bamboo is fully decomposable and produces almost no pollution during production and after its life cycle. The natural fiber of Bamboo makes Bamboo fender a durable and eco-friendly product for bicycle.



# SW-FT-115

- Made of real, natural bamboo.
- Environmental-friendly & Retro-style look.



### FENDER FIXTURES

SW-8001 | L-Hanger  
SW-800R-E

### FENDER-STAY

MSI | MSV

### STAY-DROPOUT

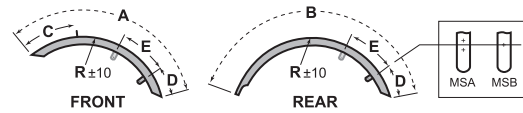
TYPE 1 ~ 5



Optional Leather Fender-tail



Retro Look on Bikes



MODEL	SIZE	WIDTH	R	A	B	C	D	E	HANGER	TIRE WIDTH
FT-115	700C	45mm	370	640	1125	190	70	240	SW-800R-E	1.125" ~ 1.375" (1-1/8" ~ 1-3/8") or 28C ~ 35C

## FENDER FIXTURES

	<b>SW-802A</b> <b>HANGER-BRIDGE WASHER</b> Material: PP R7mm recessed to fit bridge tube.		<b>SW-802B</b> <b>HANGER-FORK WASHER</b> Material: PP R14.5mm recessed to fit fork sleeve tube.
	<b>SCBM-1</b> <b>STANDARD FENDER-CHAINSTAY BRIDGE MOUNT</b> (For Fender Width within 55mm.) • Bolt fixes between fender and chainstay bridge.		

## FENDER FIXTURES

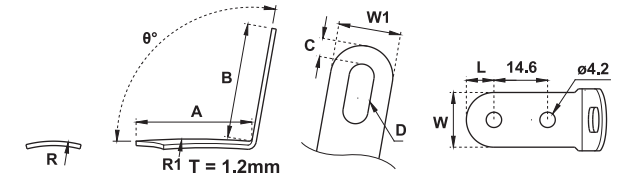
	<b>STAINLESS STEEL SELF-BEND HANGER</b> Material: Stainless Steel SW-800R / SW-800S / SW-800R-E
--	---

## FENDER TAILS

FIX	MATERIAL	FENDER TAIL	MODEL	FIT FENDER
RIVET FIX	LEATHER		SW-803J	SW-FT-115

## L-HANGER CHART (Curved Design)

• Material: 304 Stainless Steel

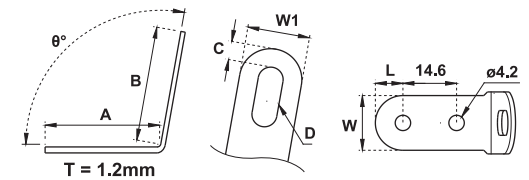


\* Standard: SW-8001 for Front Fender.

HANGER	θ°	A	B	C	D	L	W	W1	R	R1
8001	100°	31.5	31.4	5.1	6.8 x 21.5	7.5	15	17	12.9	156.8

## L-HANGER CHART (Flat Design)

• Material: 304 Stainless Steel



\* Standard: SW-815 for Front Fender.

HANGER	θ°	A	B	C	D	L	W	W1	R	R1
815	100°	31.5	32	5.1	6.8 x 15.5	7.5	15	17		