

# SW-BC-179 Quick-release Child Seat

- Material: (Seat) PP / TPR (Clamp frame) Steel
- Safety features ensure child passenger's safety.
- Easy installation.
- Best comfort and appearance.
- Color choice: Black / Red / Blue / Gray.
- Max load: 22 kg.



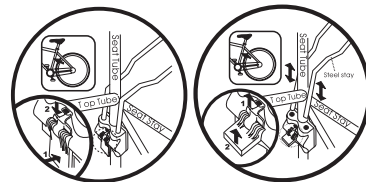
Adjustable Foot-rest



Safety Lock



Holder for Frame (HDA)  
ø28~32mm



After connecting the steel stay and bracket, the red button must be pushed down. Ensure the bracket is locked correctly and check that the safety device is pushed down.

# SW-BC-157 Quick-release Child Seat

- Material: (Seat) PP (Clamp frame) Steel
- Safety features ensure child passenger's safety.
- Easy installation.
- Best comfort and appearance.
- Color choice: Black / Red / Blue / Gray.
- Max load: 22 kg.



Adjustable Foot-rest



Holder for Frame (HDA)  
ø28~32mm



3-position Backrest




Backrest Adjust System



Ergonomic Seat Design



Foldable



After connecting the steel stay and bracket, the red button must be pushed down. Ensure the bracket is locked correctly and check that the safety device is pushed down.

# SW-BC-195 Child Seat (Excluded Bicycle Rack)

- Material: PP / EVA
- Safety features ensure child passenger's safety.
- Easy installation with simple fitting system to the carrier.
- Spoke protection, preventing feet from touching spokes.
- Best comfort and appearance.
- Max load: 15 kg.

**BABY BREEZER**



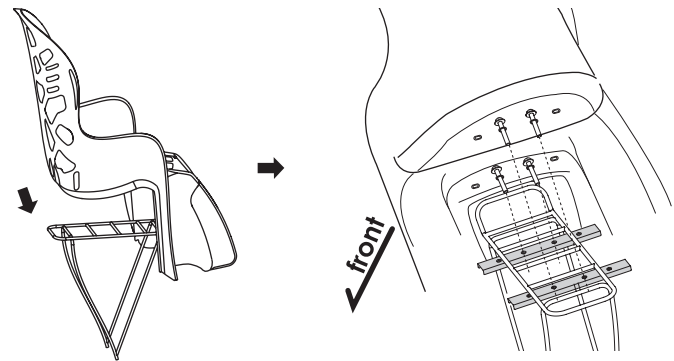

Ventilation Design



Adjustable Strap



Comfortable Cushion



# SW-BC-193 Child Seat with Easy-lock Frame

- Material: (Seat) PP / TPR (Clamp frame) Nylon
- Safety features ensure child passenger's safety.
- Reliable Alloy holder installation with easy-release child-seat holding frame.
- Suitable for 2 years above or 9 kgs to max. 22 kgs child.
- Best comfort and elegant appearance.
- D 540 x W 440 x H 725 / Weight: 5 kg.
- Max load: 22kg.



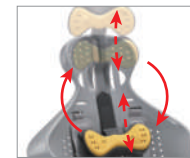
Install on Seat-tube



Tool-free Release



Shoulder & Arm Protect



Adjustable Headrest



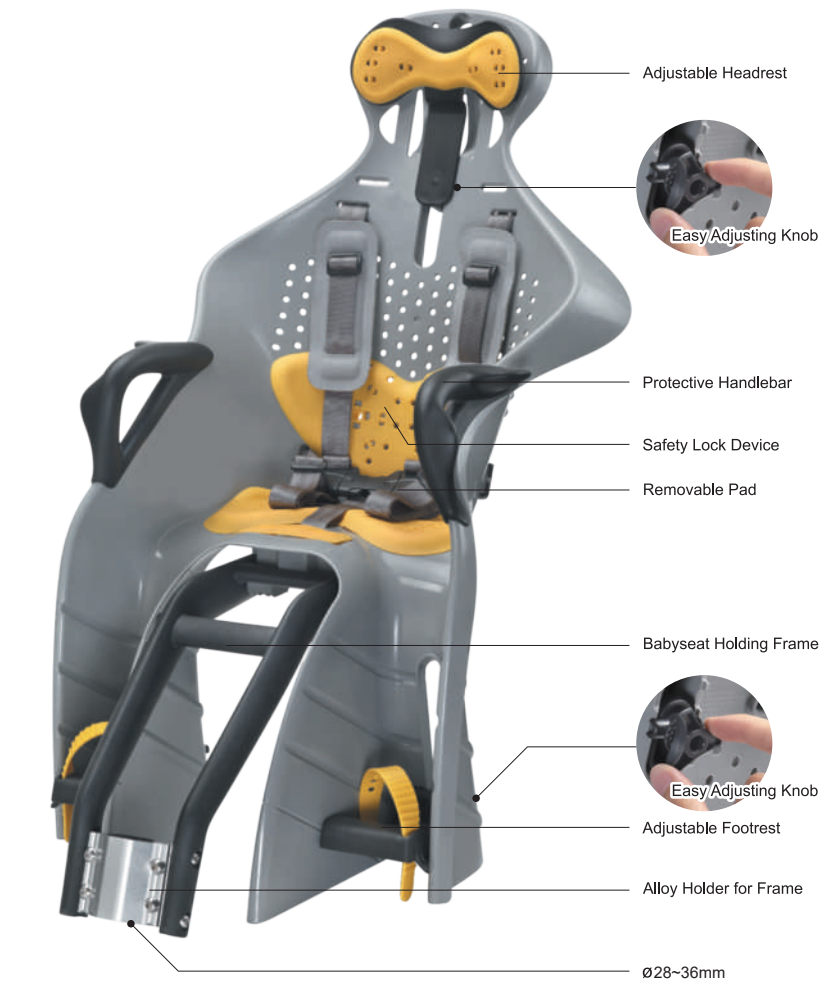
Easy Adjusting Knob



Comfortable Cushion



Ventilation Design



2-steps Safety Lock



Removable Pad



Easy-adjusting Strap



Adjusting Footrest

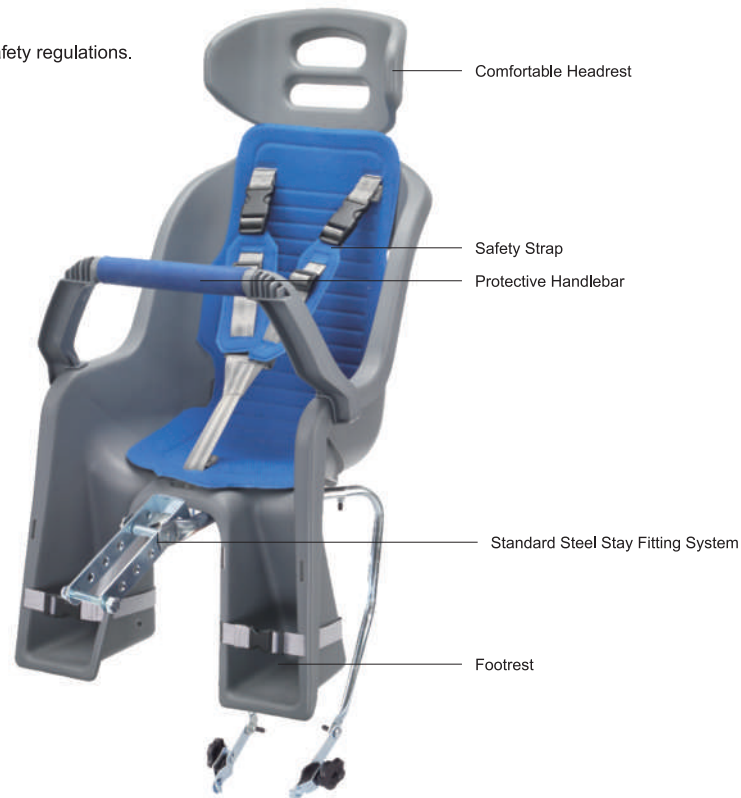


# SW-BC-133 Child Seat

- Material: PP
- Designed and manufactured according to strict safety regulations.
- Safety features ensure child passenger's safety.
- Easy installation.
- Best comfort and appearance.
- Color choice: Black / Red / Blue / Gray.
- Max load: 22 kg.



Standard Steel Stay Fitting




# SW-BC-137 Quick-release Child Seat

- Material: (Seat) PP (Clamp frame) Steel
- Designed and manufactured according to strict safety regulations.
- Safety features ensure child passenger's safety.
- Easy installation.
- Best comfort and appearance.
- Color choice: Black / Red / Blue / Gray.



Quick-release Mounting System (HDB) Ø28-32mm



# SW-BC-C01A Carrier-fix Child Seat (With Headrest)

- Material: PP / TPR
- Head-rest design avoids child head from swaying while falling asleep.
- Spacious seat and foot-rest space.
- Cushion design provides best comfort.
- Storage guard design may be used as a luggage.
- Suitable for 2 years above or 9 kg to max. 22 kg child.
- Fits 24" ~ 28" bikes.
- Carrier installation.
- \*Suggested to install only on ISO approved carriers.
- \*Carrier width must be wider than 150 mm.
- \*D 700 x W 465 x H 710mm. / Weight: 4 kg.
- \*Max. Height: 825 mm . (with head-rest and foot-rest extended.)
- \*Exclusive distribution: Japan by BRIDGESTONE.



Adjustable Head-rest



Adjustable Foot-rest



Comfortable Cushion



Storage-guard Design

### COLOR CHOICE



# SW-BC-C01B Carrier-fix Child Seat (Without Headrest)

- Material: PP / TPR
- D 560 x W 465 x H 535 mm. / Weight: 2.9 kg.
- \*Max. Height: 575 mm . (with foot-rest extended.)
- \*Exclusive distribution: Japan by BRIDGESTONE.

### COLOR CHOICE



**HOLDING FRAME SELECTION****SW-RM-111**

- Material: Aluminum / PA6 / GF.
- Fits 26"~28" bike frames.
- Compatible with SW-BC-193 child seat.
- L 500 x W 135 x H 242 mm.

**SW-RM-111A**

- Material: Aluminum / PA6 / GF.
- Fits 26"~28" bike frames.
- Compatible with SW-BC-137 / SW-BC-157 / SW-BC-179 child seat.
- L 500 x W 170 x H 261 mm.

